

WALTHERS *Flyer*

Everything You Need to Build a Great Model Railroad

JULY/AUGUST 2025

**SALE ENDS
8-31-25**

THE WAIT IS OVER!

Popular Ford® structures and vehicles are available while supplies last! Turn to page 2 for details!



933-3483 HO Wayne Bros.
Ford Dealership

Find a Hobby Shop Near You! Visit walters.com or call 1-800-487-2467



933-4142 HO Automobile Transloading Terminal

BACK BY POPULAR DEMAND!

Ford® is Here! After a long-awaited return, our officially licensed Walther's Cornerstone® and SceneMaster™ Ford structures and vehicles are finally back in stock! From classic dealerships and authentic factory buildings to iconic Ford trucks and vans, these highly detailed models bring timeless American industry and style to your layout. Don't miss your chance to add these favorites to your collection—supplies won't last long!



933-4140 HO Stamping Plant



933-3490 HO Vintage Ford Auto Dealer



933-4143 HO Ford Central Office Building

SCENEMASTER™

HO Ford Expedition Special Service Vehicle



949-12042



949-12041



949-12044

HO Ford Crown Victoria Police Interceptor



949-12021



949-12024



949-12025



Availability was accurate at press time, for updates visit walters.com.
Preproduction models shown assembled and painted, some details and colors may vary. Figures, vehicles, scenery materials and railroad equipment shown sold separately.

FOLLOW US
@waltherstrains



SCAN HERE
to shop at
walters.com

WALTHERS NEW PRODUCT EXPRESS VIDEOS AVAILABLE NOW

Our monthly New Product Express videos keep you up-to-date on Walthers announcements anywhere, anytime! Join us on our YouTube channel, *Walthers Trains*, sign up for Walthers E-Update newsletter, visit your participating dealer or get complete details at walthers.com.

WALTHERSMAINLINE

NEW EMD SW1 Locomotive

Check walthers.com for current pricing.

ESU® Sound & DCC

Standard DC

- **FOR THE FIRST TIME** - now available with factory installed DCC Sound!
- **UPDATED TOOLING** - available with ESU® Sound and DCC for DCC and DC layouts featuring:
 - Fully DCC compatible
 - 14, 28, 128 speed steps
 - Dual mode DC and DCC
 - 4 air horns changeable by CVs
 - 2 bells changeable by CVs
 - Full 8-notch 567A prime mover sound
- Pre-installed sugar-cube-type speakers in standard DC and DCC sound versions
- Factory installed wire grab irons
- 21-Pin DCC connector
- Warm white LED constant and directional headlights
- 14:1 helical gears for ultra-quiet and smooth running
- 5-pole, skew-wound, high-torque, high-efficiency can motor
- Heavy die-cast metal underframe
- Correct size RP-25 turned metal wheels
- Proto MAX™ metal knuckle couplers

NOW AVAILABLE WITH
FACTORY INSTALLED
DCC SOUND!



Previous run model shown.
Some factory installed features not shown.

SCALE	ANNOUNCED	EXPECTED DELIVERY
H0	April 2025	Spring 2026

LIMITED QUANTITY
ONE TIME RUN OF THESE ROADNUMBERS
ORDER NOW



Amtrak®
[910-9236](#) #732 (Standard DC) [910-9237](#) #736 (Standard DC)
[910-19236](#) #734 (ESU Sound & DCC) [910-19237](#) #737 (ESU Sound & DCC)



Milwaukee Road™
[910-9244](#) #951 (Standard DC) [910-9245](#) #971 (Standard DC)
[910-19244](#) #963 (ESU Sound & DCC) [910-19245](#) #975 (ESU Sound & DCC)



Boston & Maine
[910-9238](#) #1121 (Standard DC) [910-9239](#) #1130 (Standard DC)
[910-19238](#) #1123 (ESU Sound & DCC) [910-19239](#) #1126 (ESU Sound & DCC)



New York Central
[910-9246](#) #672 (Standard DC) [910-9247](#) #685 (Standard DC)
[910-19246](#) #679 (ESU Sound & DCC) [910-19247](#) #690 (ESU Sound & DCC)



Chicago, Burlington & Quincy
[910-9240](#) #9137 (Standard DC) [910-9241](#) #9143 (Standard DC)
[910-19240](#) #9141 (ESU Sound & DCC) [910-19241](#) #9144 (ESU Sound & DCC)



Southern Railway
[910-9248](#) #1008 (Standard DC) [910-9249](#) #1012 (Standard DC)
[910-19248](#) #1009 (ESU Sound & DCC) [910-19249](#) #1013 (ESU Sound & DCC)



Chicago & North Western¹
[910-9242](#) #615 (Standard DC) [910-9243](#) #1271 (Standard DC)
[910-19242](#) #616 (ESU Sound & DCC) [910-19243](#) #1273 (ESU Sound & DCC)



Industrial Yellow (painted, undecorated)
[910-9235](#) (Standard DC) [910-19235](#) (ESU Sound & DCC)

Undecorated (molded in gray)
[910-9234](#) (Standard DC) [910-19234](#) (ESU Sound & DCC)



Amtrak and the Amtrak logos are registered trademarks of the National Railroad Passenger Corporation.

¹Union Pacific licensed product.
™The Milwaukee Road is used with permission of the Milwaukee Road Historical Association.

WALTHERSMAINLINE

SCALE	ANNOUNCED	EXPECTED DELIVERY
H0	April 2025	In Stock

NEW 40' Wood Reefer with Steel Ends

[Check walters.com](http://walters.com) for current pricing.

- Based on wood ice bunker refrigerator cars built in the 1930s to 1940s
- Wood cars operated into the 1970s due to superior insulation and corrosion resistance
- Correct lower height
- Wood sides with correct narrow doors, hinge and latch details
- Realistically detailed Dreadnaught steel corrugated ends
- Finely detailed AB brake gear
- Correct 33" RP-25 turned metal wheels
- Proto MAX™ metal knuckle couplers

LIMITED QUANTITY
ONE TIME RUN OF THESE ROADNUMBERS
ORDER NOW



Pre-production tooling sample shown.



Agar
[910-41301](#) #401
[910-41303](#) #410
[910-41302](#) #405
[910-41304](#) #414



Libby
[910-41313](#) LMLX #1587
[910-41315](#) LMLX #1660
[910-41314](#) LMLX #1590
[910-41316](#) LMLX #1680



Chicago, Burlington & Quincy
[910-41305](#) #74504
[910-41307](#) #74620
[910-41306](#) #74524
[910-41308](#) #74628



Patrick Cudahy
[910-41317](#) NMCX #2101
[910-41319](#) NMCX #2189
[910-41318](#) NMCX #2105
[910-41320](#) NMCX #2199



Hormel
[910-41309](#) NADX #423
[910-41311](#) NADX #452
[910-41310](#) NADX #430
[910-41312](#) NADX #467



Pacific Fruit Express
[910-41321](#) #66525
[910-41323](#) #66759
[910-41322](#) #66532
[910-41324](#) #66780

Undecorated
[910-41300](#)

*Union Pacific licensed product.

WALTHERSMAINLINE

SCALE	ANNOUNCED	EXPECTED DELIVERY
H0	April 2025	Fall 2025

NEW Trinity 25,400-Gallon Tank Car

[Check walters.com](http://walters.com) for current pricing.

- In service from mid-2000s to the present
- Prototypes handle fuel oil, crude oil, vegetable oil and more
- Separately applied manway, protective top filling housing with hatch, pressure relief valve
- Underbody features separately applied wire safety rails, skid protected bottom outlet valve, steam inlet and outlet, brake equipment w/cylinder and rods, and train line
- Finely molded factory-installed railings, ladders, walkways, placards & stirrups
- 100-ton trucks
- Correct 36" turned metal RP-25 wheelsets
- Proto MAX™ metal knuckle couplers

LIMITED QUANTITY
ONE TIME RUN OF THESE ROADNUMBERS
ORDER NOW



Previous run model shown.



Archer Daniels Midland
[910-48222](#) #26023
[910-48224](#) #26088
[910-48223](#) #26056
[910-48225](#) #26110



AGP (TILX)
[910-48226](#) #250844
[910-48228](#) #250910
[910-48227](#) #250872
[910-48229](#) #250932



Procor
[910-48230](#) #75653
[910-48232](#) #75682
[910-48231](#) #75674
[910-48233](#) #75690



Soy Power (DBUX)
[910-48238](#) #250184
[910-48240](#) #250187
[910-48239](#) #250186
[910-48241](#) #250189



Chicago Asphalt (PRTX)
[910-48234](#) #101
[910-48236](#) #107
[910-48235](#) #106
[910-48237](#) #110



XOMX
[910-48242](#) #110112
[910-48244](#) #110133
[910-48243](#) #110114
[910-48245](#) #110153

WALTHERSMAINLINE

SCALE	ANNOUNCED	EXPECTED DELIVERY
H0	April 2025	Fall 2025

NEW 50' Waffle-Side Boxcar

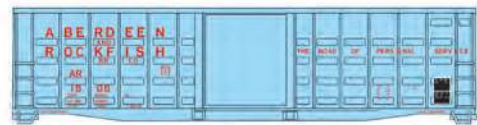
Check walthers.com for current pricing.

- Back by popular demand!
- Corrugated "waffle" sides held adjustable interior load restraints
- Prototypes in service late 1960s to present
- Superior, Youngstown, or Pullman Standard door as appropriate
- Used for building materials, paper service, appliances and general freight
- Correct 33" turned metal wheelsets
- New roadnumbers, new paint schemes
- Proto MAX™ metal knuckle couplers

LIMITED QUANTITY
ONE TIME RUN OF THESE ROADNUMBERS
ORDER NOW



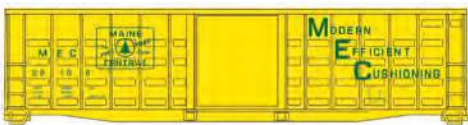
Previous run model shown.



Aberdeen & Rockfish

- Superior door


910-46701 #1506 910-46702 #1520 910-46703 #1534



Maine Central

- Superior door

910-46713 #29106 910-46714 #29142 910-46715 #29119



Chattahoochee Industrial Railroad

- Youngstown door


910-46704 #2604 910-46705 #2614 910-46706 #2631



Rock Island**

- Pullman Standard door

910-46716 #62523 910-46717 #62729 910-46718 #62774



Delaware & Hudson

- Pullman Standard door


910-46707 #24029 910-46708 #24041 910-46709 #24052



Seaboard Coast Line

- Youngstown door

910-46719 #22960 910-46720 #23246 910-46721 #23336



Denver & Rio Grande Western¹

- Youngstown door

910-46710 #65301 910-46711 #65303 910-46712 #65324



Southern Railway

- Youngstown door

910-46722 #530123 910-46723 #530176 910-46724 #531006

Undecorated

910-46700

¹Union Pacific licensed product.
**Officially licensed by Rock Island Rail.

WALTHERSMAINLINE

SCALE	ANNOUNCED	EXPECTED DELIVERY
H0	April 2025	Fall 2025

NEW 53' Corrugated Side Gondola

Check walthers.com for current pricing.

- Based on cars in service late 1960s to present
- Prototype's corrugated side panels resist dents and damage
- Used for rough loading & handling of scrap, steel and similar loads
- Optional parts for coil steel cradle and bulkheads included
- Correct 36" turned-metal wheelsets
- Proto MAX™ metal knuckle couplers

LIMITED QUANTITY
ONE TIME RUN OF THESE ROADNUMBERS
ORDER NOW



Previous run model shown.



Burlington Northern

910-6075 #565479 910-6076 #565504



Conrail

910-6077 #577614 910-6078 #577647



Great Northern

910-6079 #78408 910-6080 #78511



Pennsylvania Railroad

910-6085 #387815 910-6086 #387817



Missouri Pacific¹

910-6081 #640554 910-6082 #640577



Penn Central

910-6087 #576000 910-6088 #576108



Norfolk Southern

910-6083 #611597 910-6084 #611598




Union Pacific¹

910-6089 #31202 910-6090 #31217


WALTHERSTRACK™

SCALE	ANNOUNCED	EXPECTED DELIVERY
H0	April 2025	Summer 2025

- NEW** Code 83 No. 5 Single Crossovers
- [Check walthers.com for current pricing.](#)
- **ALL NEW TOOLING**
 - Fully assembled - simplifies track installation & wiring in yards, stations and other areas
 - Includes complete instructions
 - Snap-action points
 - Solid rail points for better conductivity
 - Isolated frogs with built-in jumper for powering as desired
 - Current jumpers entering and leaving the frogs
 - Insulated tie bar
 - Thin profile ties in realistic dark brown with enhanced wood grain detail
 - Fine profile molded spike and tie plate details on each tie
 - Spike-mounting holes positioned next to the rail
 - Molded starter points on underside of ties for Track Nails ([948-83106](#), sold separately)
 - Custom formulated nickel silver rail for outstanding electrical conductivity



Left Hand
[948-83073](#)
Measures: 18-3/4" 476cm long; Track centers: 2" 5.1cm



Right Hand
[948-83074](#)
Measures: 18-3/4" 476cm long; Track centers: 2" 5.1cm


ALL NEW
TOOLING!

CORNERSTONE

SCALE	ANNOUNCED	EXPECTED DELIVERY
H0	April 2025	Fall 2025



Merchant's Row Background Building Kit
[933-4072](#)
Measures: 10-9/16 x 3-15/16 x 4-1/8" 26.8 x 10 x 10.4cm



Smaller footprint,
only 3-15/16" deep.

- NEW** Merchant's Row Background Building
- [Check walthers.com for current pricing.](#)
- Perfect for filling out city backdrops with realistic depth
 - Three classic brick storefronts in a compact, low-relief design
 - Ideal for modeling city and small-town business districts from the 1880s to today
 - Colorful decal signs for a variety of stores
 - Printed interior detail sheet
 - Easy-to-build plastic kit
 - Molded in 3 colors & clear plastic
 - Shown assembled, painted and weathered by modeler.



SCALE	ANNOUNCED	EXPECTED DELIVERY
H0	April 2025	Summer 2025

NEW Solar Panels Kit

[Check walthers.com for current pricing.](http://walthers.com)
[949-4196](http://walthers.com)

- Great for modernizing residential, commercial, or industrial scenes
- Includes 12 solar panels for rooftops or standalone installations
- Easily added to Cornerstone® and most other building kits (sold separately)
- Printed sheet mimics real-life photovoltaic panels
- Ideal for layouts from the 2000s to the present
- Molded in silver-gray
- Shown assembled, painted and weathered by modeler.
- Assembled models measure:
 - Solar Panels: 3/4 x 3/4 x 3/64" 1.9 x 1.9 x 0.12cm
 - Solar Panels with Base: 3/4 x 5/8 x 1-1/8" 1.9 x 1.5 x 2.8cm

Figures, vehicles, railroad equipment, and scenery items not included.

ALL NEW
TOOLING!



SCALE	ANNOUNCED	EXPECTED DELIVERY
H0	May 2025	Winter 2026

NEW 55' Trinity 30,145-Gallon Modernized Tank Car

[Check walthers.com for current pricing.](http://walthers.com)

Used on the railroad from the mid-2000s to today, this car has been employed to haul gasoline, ethanol, crude oil, and more.

- See-through etched-metal walkways and end platforms
- Factory-installed grab irons
- Prototypical modern end rails
- Highly detailed underbody with separate brake cylinder, brake pipe & rigging
- Ultra-smooth rolling metal axles and 36" RP-25 wheelsets
- Proto MAX™ metal knuckle couplers

LIMITED QUANTITY
ONE TIME RUN OF THESE ROADNUMBERS
ORDER NOW



Previous run model shown.



CIT Group CBTX

[920-100762](http://walthers.com) #740706
[920-100764](http://walthers.com) #742095

[920-100763](http://walthers.com) #741823
[920-100765](http://walthers.com) #742133



Dow Chemical DOWX

[920-100766](http://walthers.com) #73178
[920-100768](http://walthers.com) #73231

[920-100767](http://walthers.com) #73214
[920-100769](http://walthers.com) #73247

ALL-NEW SCHEME!



Jefferson JRTX

[920-100770](http://walthers.com) #11022
[920-100772](http://walthers.com) #11083

[920-100771](http://walthers.com) #11048
[920-100773](http://walthers.com) #11101



Shell Oil SCMx

[920-100778](http://walthers.com) #6161
[920-100780](http://walthers.com) #6492

[920-100779](http://walthers.com) #6284
[920-100781](http://walthers.com) #6510

ALL-NEW SCHEME!



Conoco Phillips PPRX

[920-100774](http://walthers.com) #660017
[920-100776](http://walthers.com) #660440

[920-100775](http://walthers.com) #660038
[920-100777](http://walthers.com) #660606



TILX

[920-100782](http://walthers.com) #351292
[920-100784](http://walthers.com) #351465

[920-100783](http://walthers.com) #351442
[920-100785](http://walthers.com) #351469

WALTHERSPROTO

SCALE	ANNOUNCED	EXPECTED DELIVERY
H0	May 2025	Winter 2026

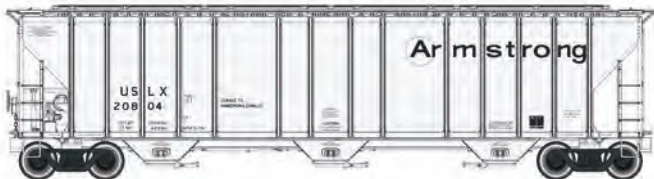
NEW 55' Evans 4780 Covered Hopper
[Check walthers.com for current pricing.](http://walthers.com)
Prototypes were introduced in the late 1970s and are still going strong today. These cars are used to haul grain, DDG (dried distillers grain), animal feed, and more.

- Factory-installed grab irons
- See-through etched-metal walkways and end platforms
- Correct side braces and separate vibrator brackets on hopper bays
- Superb paint and lettering
- Ultra-smooth rolling 36" RP-25 turned wheelsets
- Proto MAX™ metal knuckle couplers

LIMITED QUANTITY
ONE TIME RUN OF THESE ROADNUMBERS
ORDER NOW



ADM-Milling UELX
[920-106170](#) #60136
[920-106172](#) #60191
[920-106171](#) #60155
[920-106173](#) #60211



Armstrong USLX
[920-106174](#) #20804
[920-106176](#) #20813
[920-106175](#) #20808
[920-106177](#) #20817

ALL-NEW SCHEME!



Aurora Co-op USLX
[920-106178](#) #26116
[920-106180](#) #26129

ALL-NEW SCHEME!



Greenwood USLX
[920-106190](#) #26330
[920-106192](#) #26339
[920-106191](#) #26336
[920-106193](#) #26344

ALL-NEW SCHEME!



Clay Center USLX
[920-106182](#) #26283
[920-106184](#) #26291

ALL-NEW SCHEME!



Hampton Co-op USLX
[920-106194](#) #26261
[920-106196](#) #26264
[920-106195](#) #26263
[920-106197](#) #26265

ALL-NEW SCHEME!



FMC USLX
[920-106186](#) #20123
[920-106188](#) #20252



Louis Dreyfus USLX
[920-106198](#) #20544
[920-106200](#) #20654
[920-106199](#) #20573
[920-106201](#) #20716

WALTHERSMAINLINE

SCALE	ANNOUNCED	EXPECTED DELIVERY
H0	May 2025	Fall 2025

NEW 73' Greenville 7,000-Cubic Foot Wood Chip Hopper
[Check walthers.com for current pricing.](http://walthers.com)
Prototypes have been in service from the early 1970s to the present, designed specifically for moving woodchips from sawmills to paper mills.

- Prototypical interior bracing
- Authentic door latch details
- Detailed brake gear
- Heavy die-cast metal underframe
- 100-ton trucks with correct 36" turned metal RP-25 wheels
- Proto MAX™ metal knuckle couplers

LIMITED QUANTITY
ONE TIME RUN OF THESE ROADNUMBERS
ORDER NOW



Previous run model, different roadnumber shown.



CSX
[910-56340](#) #433315
[910-56342](#) #433332
[910-56344](#) #433450
[910-56341](#) #433322
[910-56343](#) #433406
[910-56345](#) #433489



Norfolk Southern
[910-56358](#) #199459
[910-56360](#) #199497
[910-56359](#) #199475
[910-56361](#) #199500



Kansas City Southern
[910-56346](#) #503151
[910-56348](#) #503908
[910-56347](#) #503304
[910-56349](#) #504131

ALL-NEW PAINT SCHEME



Seaboard System
[910-56362](#) #432201
[910-56364](#) #432237
[910-56363](#) #432227
[910-56365](#) #433312



Meridian & Bigbee
[910-56350](#) #2004
[910-56352](#) #2017
[910-56351](#) #2012
[910-56353](#) #2020



Southern Railway (Brown)
[910-56366](#) #134151
[910-56368](#) #134465
[910-56367](#) #134343
[910-56369](#) #134567



Missouri Pacific
[910-56354](#) #592808
[910-56356](#) #592955
[910-56355](#) #592904
[910-56357](#) #592985

ALL-NEW PAINT SCHEME



Southern Railway (Black)
[910-56370](#) #134084
[910-56372](#) #134213
[910-56371](#) #134195
[910-56373](#) #134215

Undecorated
[910-6750](#)

*Union Pacific licensed product.

WALTHERSMAINLINE

NEW GE ES44AC Evolution Series (GEVO) Locomotive

[Check walthers.com](http://walthers.com) for current pricing.

ESU® Sound & DCC

Standard DC

The most popular prototype diesel in North America, this model has had thousands in service from 2003 to the present.

- ESU Sound for DCC and DC layouts featuring:
 - 4 function outputs with brightness control by CV
 - Fully DCC compatible
 - 14, 28, 128 speed steps
 - Dual mode DC and DCC
 - 4 air horns changeable by CVs
 - 2 bells changeable by CVs
 - Full 8-notch prime mover sounds
 - Compressor
 - Dynamic brake
 - Multiple realistic lighting effects
- 21-pin DCC plug
- Pre-installed 16x35mm rectangular speaker on standard DC and DCC versions
- 2- or 4-vent dynamic brake vent as appropriate
- Easily handles 18" radius curves (22" or larger recommended)
- Six powered axles per unit
- LED Lighting includes:
 - Correct headlight position per prototype
 - Working front ditch lights
- Three truck styles to match prototypes:
 - Standard high-adhesion
 - Steerable (nonworking)
 - C4 A1A center idler axle
- Same powerful drive as WalthersProto® locos featuring:
 - Five-pole skew-wound motor
 - 14:1 gear ratio
 - Helical-cut gears for quiet operation and easy multiple unit operation
 - All-wheel drive and electrical pickup
 - Dual machined brass flywheels
 - Heavy die-cast metal chassis
 - Constant and directional LED lights
- Correct profile radiator grilles and rooftop walkway surface details
- Molded drill starter points for grab irons - easily added with the GE ES44 Evolution Series Diesel Detail Kit ([910-250](#), sold separately)
- RP-25 metal wheels
- Fully assembled
- Proto MAX™ metal knuckle couplers



Previous run model, different roadnumber shown.



BNSF
[910-10223](#) #6313 (Standard DC)
[910-10224](#) #6391 (Standard DC)
[910-20223](#) #6311 (ESU Sound & DCC)
[910-20224](#) #6399 (ESU Sound & DCC)



Norfolk Southern
[910-10231](#) #8013 (Standard DC)
[910-10232](#) #8118 (Standard DC)
[910-20231](#) #8037 (ESU Sound & DCC)
[910-20232](#) #8125 (ESU Sound & DCC)



Union Pacific*
[910-10233](#) #5499 (Standard DC)
[910-10234](#) #5671 (Standard DC)
[910-20233](#) #5544 (ESU Sound & DCC)
[910-20234](#) #5696 (ESU Sound & DCC)

SCALE	ANNOUNCED	EXPECTED DELIVERY
H0	May 2025	Winter 2026

LIMITED QUANTITY
ONE TIME RUN OF THESE ROADNUMBERS
ORDER NOW



CSX - Baltimore & Ohio heritage scheme
[910-10225](#) #1827 (Standard DC)
[910-20225](#) #1827 (ESU Sound & DCC)

ALL-NEW PAINT SCHEME



CSX - Chesapeake & Ohio heritage scheme
[910-10226](#) #1869 (Standard DC)
[910-20226](#) #1869 (ESU Sound & DCC)

ALL-NEW PAINT SCHEME



CSX - Pere Marquette heritage scheme
[910-10227](#) #1899 (Standard DC)
[910-20227](#) #1899 (ESU Sound & DCC)

ALL-NEW PAINT SCHEME



CSX - Chessie System heritage scheme
[910-10228](#) #1973 (Standard DC)
[910-20228](#) #1973 (ESU Sound & DCC)

ALL-NEW PAINT SCHEME



CPKC
[910-10229](#) #4805 (Standard DC)
[910-10230](#) #9375 (Standard DC)
[910-20229](#) #4805 (ESU Sound & DCC)
[910-20230](#) #9375 (ESU Sound & DCC)

ALL-NEW PAINT SCHEME

*Union Pacific licensed product.

WALTHERSMAINLINE

SCALE	ANNOUNCED	EXPECTED DELIVERY
H0	May 2025	Winter 2026

NEW NSC Articulated 3-Unit 53' Well Car

[Check walters.com](http://walters.com) for current pricing.

This H0 Scale model is based on a common intermodal car found all across the North American rail network since 2012.

- Carries 20', 40' & 53' cars in the well in single or double stacks
- Detailed brake gear w/air lines
- Separately applied side ladders
- Correct 33" (outside trucks) and 38" (inside truck) RP-25 metal wheelsets
- Die cast metal body for excellent performance empty or loaded
- Proto MAX™ metal knuckle couplers
- Add SceneMaster™ Containers for the finishing touch, each sold separately

LIMITED QUANTITY
ONE TIME RUN OF THESE ROADNUMBERS
ORDER NOW



Previous run model, different roadnumber shown.



BNSF
[910-55817](#) #211509 [910-55818](#) #211524 [910-55819](#) #211550



CN/GTW
[910-55820](#) #676008 [910-55821](#) #676037 [910-55822](#) #676104



SFLC
[910-55823](#) #9224 [910-55824](#) #9285 [910-55825](#) #9363



TTX
[910-55826](#) #785570 [910-55827](#) #785786 [910-55828](#) #785815
[910-55829](#) #786942 [910-55830](#) #786993 [910-55831](#) #787329
[910-55832](#) #786947 [910-55833](#) #786996 [910-55834](#) #787332

WALTHERSMAINLINE

SCALE	ANNOUNCED	EXPECTED DELIVERY
H0	May 2025	Fall 2025

NEW 57' Trinity 4750 3-Bay Covered Hopper

[Check walters.com](http://walters.com) for current pricing.

Introduced in 1990, thousands of Trinity 4750 hoppers remain in grain industry service today.

- Clerestory-style roof
- Late Trinity-style jacking pads and pulling tabs
- 1990s-era square cornered roof hatches
- Detailed hopper gates with vibrator brackets & outlets
- Perfect for serving Cornerstone® grain elevators, sold separately
- 100-ton trucks with sharply molded spring and roller bearing details
- Correct 36" RP-25 turned metal wheelsets
- Proto MAX™ metal knuckle couplers

LIMITED QUANTITY
ONE TIME RUN OF THESE ROADNUMBERS
ORDER NOW



ALL NEW PAINT
SCHEMES!

Previous run model, different roadnumber shown.



AMEX
[910-49061](#) #2321 [910-49062](#) #2329
[910-49063](#) #2336 [910-49064](#) #2340



Cargill
[910-49069](#) #103 [910-49070](#) #112
[910-49071](#) #127 [910-49072](#) #135



Rock Island™
[910-49065](#) #133254 [910-49066](#) #133266
[910-49067](#) #133275 [910-49068](#) #133282



Soo Line
[910-49073](#) #74534 [910-49074](#) #74552
[910-49075](#) #74591 [910-49076](#) #74627



WCFX
[910-49077](#) #4519 [910-49078](#) #4536
[910-49079](#) #4585 [910-49080](#) #4587

WALTHERSPROTO

NEW Wabash Streamlined Caboose

Check walthers.com for current pricing.

One of the most distinctive cabooses on the rails is now available as an accurate, superdetailed HO Scale WaltherProto® model. The Wabash RR's Decatur, Ill. Shops and International Car Co. built 90 of these streamlined cupola steel cabooses between 1945 and 1955. In addition to the Wabash RR, the Ann Arbor RR, Detroit, Toledo & Ironton, and Norfolk & Western Ry. used the caboose on their freight trains for decades with many serving through the 1970s. Walther is proud to be the first to accurately reproduce this historic waycar in HO Scale plastic.

This new WaltherProto model features:

- Detailed interior with clear window glazing
- Factory installed separate wire grab irons and handrails, smokejack, roofwalk and other details

- Accurately detailed underbody with separately applied AB brake equipment with separate brake cylinders and rigging
- See-through running boards
- See-through end platforms where applicable
- Etched see through step treads
- Murphy or Diagonal panel roofs based on the prototype
- Rounded- or Square-window end doors, based on the prototype
- As built or modernized smokejack
- Proto MAX™ metal knuckle couplers
- Correct swing-motion trucks with 33 scale inch diameter RP-25 metal wheels
- Minimum Radius: 18" (22" recommended)

ALL NEW TOOLING!



With square-window end doors, Murphy panel roof and as-built smokejack.



With round-window end doors, diagonal panel roof, and as-built smokejack.



With square-window end doors, diagonal panel roof, and modernized smokejack.

Unpainted preproduction model shown.

SCALE	ANNOUNCED	EXPECTED DELIVERY
HO	June 2025	Fall 2025

LIMITED QUANTITY
ONE TIME RUN OF THESE ROADNUMBERS
ORDER NOW



Ann Arbor (Red)
• Diagonal panel roof
• Round end window
• Early smoke jack
920-103601 #2839 920-103602 #2833



Norfolk & Western (Bicentennial)
• Murphy panel roof
• Square end window
• Late smoke jack
920-103609 #1776




Ann Arbor (Yellow Ends)
• Diagonal panel roof
• Round end window
• Early smoke jack
920-103603 #2834 920-103604 #2838



Wabash
• Murphy panel roof
• Square end window
• Early smoke jack
920-103610 #2816 920-103611 #2810



Detroit, Toledo & Ironton
• Diagonal panel roof
• Square end window
• Early smoke jack
920-103605 #120 920-103606 #122



Wabash (Red/White/Flag)
• Murphy panel roof
• Square end window
• Early smoke jack
920-103612 #2824 920-103613 #2771



Norfolk & Western (Blue)
• Diagonal panel roof
• Square end window
• Late smoke jack
920-103607 #562842 920-103608 #562843

Undecorated
• Both roofs
• Square end window
• Both smoke jacks
920-103600

WALTHERSPROTO®

SCALE	ANNOUNCED	EXPECTED DELIVERY
H0	June 2025	Winter 2026

LIMITED QUANTITY
ONE TIME RUN OF THESE ROADNUMBERS
ORDER NOW



ALL-NEW FACTORY PRINTED NUMBERS!

Previous run model, different roadnumber shown.

NEW Express Boxcars (Converted Troop Cars)

Check walthers.com for current pricing.

During World War II, when American Railroads' passenger car fleets were stretched to the limits, Pullman Standard and American Car & Foundry stepped up and filled out the nation's fleet. Essentially 50' boxcars on passenger-style trucks, the cars featured simplified interiors and were used by the military to move troops across the country.

After the war, there was no longer a need for these spartan passenger cars and they were sold to several railroads at bargain prices. Most of the cars had their interiors removed and windows plated over for service as Express Boxcars. Many of these cars could be found on the headend of passenger trains into the 1960s.

The WalthersProto® models are available in three prototypical body styles that include the following features:

- Accurately modeled body with rivet seams, diaphragms and other details to match each prototype
- Authentically detailed, high-speed passenger-style trucks
- Correct RP-25 metal wheels
- Proto MAX™ metal knuckle couplers
- Factory-installed separate grab irons and steps
- Factory installed separate, non-opening side doors with or without windows as appropriate
- Minimum Radius: 18"

NEW YORK CENTRAL TROOP SLEEPER CONVERSION



Alaska
920-10801 #10335 920-10802 #10629



New York Central
920-10807 #9506 920-10808 #9585



Frisco
920-10803 #455 920-10804 #462



Lackawanna
920-10809 #2116 920-10810 #2118



Rock Island**
920-10805 #4506 920-10806 #4228



Erie
920-10811 #412 920-10812 #420

Undecorated
920-10800

**Officially licensed by Rock Island Rail.

CB&Q TROOP KITCHEN CONVERSION



Alaska
920-10821 #1550M 920-10822 #1559E



Missouri Pacific†
920-10823 #X-15044 920-10824 #X-15045



Chicago Burlington & Quincy
920-10825 #8626 920-10826 #8799



Monon
920-10827 #2209 920-10828 #2211



Chicago & Eastern Illinois
920-10829 #23 920-10830 #24



MOW (Green)
920-10831 #X-41304MW

Undecorated
920-10820

C&O TROOP SLEEPER CONVERSION



Chesapeake & Ohio (Green)
920-10841 #366 920-10842 #373



Chesapeake & Ohio (Tri-Color)
920-10843 #374 920-10844 #377



Baltimore & Ohio (Green)
920-10845 #4633 920-10846 #4634



Baltimore & Ohio (Blue)
920-10847 #1808 920-10848 #1810



Boston & Maine
920-10849 #3226 920-10850 #3234



MOW (Tuscan)
920-10851 #X-41267MW

Undecorated
920-10840

†Union Pacific licensed product.

WALTHERSMAINLINE

SCALE	ANNOUNCED	EXPECTED DELIVERY
H0	June 2025	Winter 2026

NEW Alco RSC-2 Locomotive

[Check walters.com](http://walters.com) for current pricing.

ESU® Sound & DCC
Standard DC

Add a unique branchline hauler to your roster with the WaltherMainline® Alco RSC-2. Essentially a modified version of a four-axle Alco RS-2, the RSC-2's six axles spread the locomotive's weight more evenly along the lighter rail found on branch and secondary lines. First built in 1946, the 1,500 hp Alco RSC-2 hauled freight and passenger trains and even served in yard switcher duty through the 1950s into the 1970s.

Accurately sized, the WaltherMainline model captures the details of the RSC-2, including its distinctive long trucks. A version is available with factory-installed ESU Sound & DCC that provides realistic sounds, including the growl of the Alco 244 prime mover. Other features include:

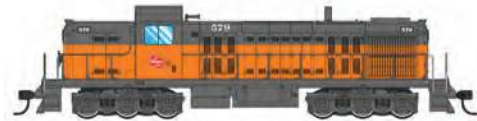
- Air- or Water-cooled exhaust stack as appropriate
- NEW! Available for the first time with ESU Sound & DCC:
 - Fully DCC compatible
 - 14, 28 or 128 speed steps
 - Dual mode DC & DCC
 - 4 Air horns changeable by CVs
 - 2 bells changeable by CVs

- Same powerful drive as WaltherProto® locos featuring:
 - Five-pole skew-wound motor
 - 14:1 gear ratio for exceptional slow-speed performance
 - Helical-cut gears for quiet operation and easy multiple unit operation
 - All-wheel drive and electrical pickup
 - Machined brass flywheel
- Heavy die-cast metal chassis
- Constant and directional LED headlights
- 21-pin DCC plug
- Pre-installed "sugar cube" 11mm x 15mm Speaker on Standard DC and Sound & DCC versions
- Molded drill starter points - add correct curved Alco grab irons to your model easily with WaltherMainline RS-2 Diesel Detail Kit (910-260, sold separately)
- Correct size RP-25 metal wheels
- Proto MAX™ metal knuckle couplers
- Minimum radius: 18"

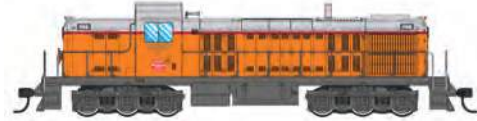
FIRST TIME AVAILABLE
WITH SOUND & DCC!



Previous run model, different roadnumber shown.




Milwaukee Road™
910-10714 #588 (Standard DC) 910-10715 #592 (Standard DC)
910-20714 #584 (ESU Sound & DCC) 910-20715 #579 (ESU Sound & DCC)




Chicago, Milwaukee, St. Paul & Pacific
910-10716 #988 (Standard DC) 910-10717 #989 (Standard DC)
910-20716 #988 (ESU Sound & DCC) 910-20717 #989 (ESU Sound & DCC)



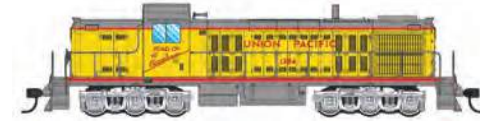
Seaboard Air Line
910-10718 #1521 (Standard DC) 910-10719 #1522 (Standard DC)
910-20718 #1521 (ESU Sound & DCC) 910-20719 #1522 (ESU Sound & DCC)



Seaboard Coast Line
910-10720 #1109 (Standard DC) 910-10721 #1102 (Standard DC)
910-20720 #1103 (ESU Sound & DCC) 910-20721 #1106 (ESU Sound & DCC)



Soo
910-10722 #369 (Standard DC) 910-10723 #370 (Standard DC)
910-20722 #368 (ESU Sound & DCC) 910-20723 #371 (ESU Sound & DCC)



Union Pacific®
910-10724 #1285 (Standard DC) 910-10725 #1288 (Standard DC)
910-20724 #1284 (ESU Sound & DCC) 910-20725 #1287 (ESU Sound & DCC)

¹Union Pacific licensed product.

WALTHERSMAINLINE

SCALE	ANNOUNCED	EXPECTED DELIVERY
H0	June 2025	Fall 2025

NEW 81' 8-Axle Depressed Center Flatcar

[Check walters.com](http://walters.com) for current pricing.

Heavy-duty, depressed center flatcars handle some of the largest loads on the rails. This new WaltherMainline® H0 scale 81' 8-Axle Depressed Center Flatcar is sure to be a favorite for anyone railfanning your layout. The prototype for this WaltherMainline car hauled oversize loads up to 150 tons. The 8 axle flatcars began service in the 1960s and can still be found on mainlines today. Available in several realistic paint schemes, this layout-ready model features:

- Heavy die-cast metal body for outstanding performance empty or loaded
- Separate air and handbrake details at both ends per prototype designs

LIMITED QUANTITY
ONE TIME RUN OF THESE ROADNUMBERS
ORDER NOW

- Add a realistic load with the Cornerstone® Electric Transformer Kit (933-3126), or SceneMaster™ Transformer Kit (949-3107), both sold separately
- Articulated end platforms
- Four 100-ton trucks with 36 scale inch diameter RP-25 metal wheels
- Proto MAX™ metal knuckle couplers for reliable operation
- Minimum radius: 22" (24" recommended)



Shown with SceneMaster Transformer Kit 949-3107



Previous run model, different roadnumber shown.



Santa Fe
910-50225 #90011 910-50226 #90012 910-50227 #90014



TTX QTTX
910-50237 #130556 910-50238 #130562 910-50239 #130567



New York Central
910-50228 #498987 910-50229 #498988 910-50230 #498990



Siemens Westinghouse
910-50240 KWUX #501



Norfolk & Western
910-50231 #70100 910-50232 #70101 910-50233 #70111



Pittsburgh & Lake Erie
910-50241 #978 910-50242 #979 910-50243 #980



Southern
910-50234 #50020 910-50235 #50030 910-50236 #50031



Western Pacific¹
910-50244 #1601 910-50245 #1602

Undecorated
910-50200

¹Union Pacific licensed product.

WALTHERSMAINLINE

SCALE	ANNOUNCED	EXPECTED DELIVERY
H0	June 2025	Winter 2026

NEW 60' Pullman-Standard Double-Door Auto Parts Boxcar

[Check walters.com](http://walters.com) for current pricing.

Faced with increasing numbers of heavy parts and time-sensitive schedules, automobile makers approached freight car builders in the early 1960s about creating a universal auto parts boxcar. The result was a 60' foot smooth side car with interior load restraints and wide door openings that made it easier for forklifts to quickly load and unload the cars. Some of these cars served the auto industry into the early 2000s. This new run models a version of the car with an extra-wide, 16-foot opening on each side. Other features include:

- Two molded 8-foot Youngstown doors (non-opening) on each side
- Factory applied separate ladders and brake wheel
- Detailed underbody with simulated end-of-car cushioning and extended draft-gear box
- Correct 70-ton trucks with 33 scale inch diameter metal wheels
- Proto MAX™ metal knuckle couplers for reliable operation
- Minimum radius: 22"



Previous run model, different roadname shown.



Santa Fe
[910-3401](http://walters.com) #600136 [910-3402](http://walters.com) #600144



Chicago & North Western
[910-3403](http://walters.com) #91319 [910-3404](http://walters.com) #91338



Conrail
[910-3405](http://walters.com) #218450 [910-3406](http://walters.com) #218463



Grand Trunk Western
[910-3407](http://walters.com) #306270 [910-3408](http://walters.com) #306375



Norfolk & Western
[910-3409](http://walters.com) #600622 [910-3410](http://walters.com) #600626



Penn Central
[910-3411](http://walters.com) #220660 [910-3412](http://walters.com) #220681



Rock Island^{††}
[910-3413](http://walters.com) #532073 [910-3414](http://walters.com) #532080



Union Pacific[†]
[910-3415](http://walters.com) #960555 [910-3416](http://walters.com) #960608
Undecorated
[910-3400](http://walters.com)

[†]Union Pacific licensed product.
^{††}Officially licensed by Rock Island Rail.

CORNERSTONE

SCALE	ANNOUNCED	EXPECTED DELIVERY
H0	June 2025	Summer 2025

NEW Truss Railroad Bridge with Roadway

[Check walters.com](http://walters.com) for current pricing.

- This Walther's Cornerstone® H0 Scale Truss Bridge with Roadway kit is based on steel bridges that carry both rail and vehicle traffic across rivers, highways, and industrial zones throughout North America. Perfect for urban and industrial scenes, this unique design features a full single-track Arched Pratt Truss railroad bridge with an attached roadway cantilever, allowing both rail and vehicular traffic to share the same span efficiently.
- Typical North American design seen from the steam era to the present
 - Roadway includes deck, guardrails, and structural supports
 - Matches NMRA overhead clearance; clears double-stacks and other tall cars
 - Easily integrated into new or existing scenery
 - Simulated steel construction with detailed girders, lattice work, and rivets
 - Use with Walther'sTrack™ Code 83 Bridge Track ([948-83004](http://walters.com), sold separately) and your choice of H0 roadway surfaces
 - Molded in dark gray plastic
 - Shown assembled, painted and weathered by modeler.




Truss Railroad Bridge with Roadway Kit

[933-4523](http://walters.com)

Measures: 24.9" x 4.9" x 5.2" 63.12cm x 12.55cm x 13.28cm




SCALE	ANNOUNCED	EXPECTED DELIVERY
H0	June 2025	Summer 2025



Figures, vehicles, railroad equipment, and scenery items not included.



Tall Version: 1-1/8" clearance



Short Version: 19/32" clearance

Short Beam Bridge Kit

933-4528

Measures:

Tall Version: 2-7/16 x 5-1/4 x 1-1/2" (1-1/8" clearance) 5.08 x 12.7 x 2.54cm

Short Version: 2-7/16 x 4-1/8 x 15/16" (19/32" clearance) 5.08 x 10.16 x 2.38cm

NEW Short Beam Bridge


Check walthers.com for current pricing.

This Walthers Cornerstone® H0 Scale Short Beam Bridges kit makes it easy to add variety and realism to any right-of-way. Designed for railroads crossing creeks, ditches, or access roads, the kit includes parts to build two complete bridges — one short and one with extended supports for added clearance. Choose between wood or steel-style support piers to suit your era or region.

- Build two complete bridges from one kit — one tall and one short
- Mix and match wood or steel support styles for each bridge
- Great for spanning creeks, swampy lowlands, or access roads
- Usable across steam, diesel, and modern-era layouts
- Bridge ties designed to accept WalthersTrack® Code 83 or Code 100 rail
- Optional support piling for added height in the tall version
- Molded in dark brown plastic
- Shown assembled, painted and weathered by modeler.



SCALE	ANNOUNCED	EXPECTED DELIVERY
H0	June 2025	Summer 2025



Figures, vehicles, and scenery items not included.

NEW Tudor House

Check walthers.com for current pricing.

This Walthers Cornerstone® H0 Scale Tudor House kit captures the charm and character of classic residential architecture from the 1920s to today. Featuring a steeply pitched roof, detailed brickwork, and multiple entry points, this structure is perfect for a variety of neighborhood settings — from older residential districts to well-maintained small-town homes. Realistic molded details, printed interior, and clear windows bring the home to life in any scene.

- Distinctive brick exterior with steep gables and classic chimney
- Front entry features molded awning
- Separate rear entrance with stoop and basement windows
- Utility meter and downspouts
- Printed interior sheet included
- Must-have home fits the 1920s to the present
- Molded in four colors with clear acetate windows
- Shown assembled, painted and weathered by modeler.



Tudor House Kit

933-4250

Measures: 5-15/16 x 5-7/8 x 4-1/16" 15.08 x 14.92 x 10.32cm

WALTHERSPROTO

NEW HO Walther'sProto®

40' Pennsylvania RR Class X29B Boxcar

[920-102300](#) through [920-102321](#)

[Check walters.com for current pricing.](#)

- One time run of these roadnumbers, order now - limited quantity available!
- Modified version of the iconic X29 boxcar with a larger body on the original underframe
- Developed in the late 1940s and served into the 1960s
- Carried high-priority and general freight across North America
- Body features correct 10'6" interior height, modernized roof, ends and doors



Roadnames: PRR Circle Keystone (Early), PRR Circle Keystone (Late), PRR Shadow Keystone (Script), PRR Shadow Keystone (Plain), PRR Plain Keystone, PRR Merchandise Service (Early), PRR Merchandise Service (Late), Undecorated

WALTHERSPROTO

NEW HO Walther'sProto®

40' Trinity 14,000-Gallon Molten Sulfur Tank Car

[920-100049](#) to [920-100080](#)

[Check walters.com for current pricing.](#)

- One time run of these roadnumbers, order now - limited quantity available!
- Back by popular demand, first time available in nearly a decade!
- 1990s to current era
- Factory-installed grab irons
- Underbody details including steam inlet & outlet piping, brake pipe and rods
- See-through etched-metal walkways & end platforms
- Ultra-smooth rolling metal axles & 36" wheelsets
- Proto MAX™ metal knuckle couplers



Roadnames: CGTX, FHRX, GATX, ITDX, TCPX, TGOX, Trinity Leasing (Black), Trinity Leasing (Yellow)

WALTHERSPROTO

NEW HO Walther'sProto®

50' AAR Double-Door Boxcar

[920-101670](#) through [920-101687](#)

[Check walters.com for current pricing.](#)

- One time run of these roadnumbers, order now - limited quantity available!
- Available for the first time in more than 10 years!
- Great for late steam & early diesel-era layouts
- Prototypes in service 1942-1975
- Factory installed grab irons, ladders, stirrup steps, brake wheel, and other detail parts



Roadnames: AT&SF, CB&Q, NKP, PC, SOU, SP†

†Union Pacific licensed product

WALTHERSPROTO

NEW HO Walther'sProto®

30' Wood GTW-Style Caboose

[920-103255](#) through [920-103266](#), [920-103250](#) Undecorated

[Check walters.com for current pricing.](#)

- One time run of these roadnumbers, order now - limited quantity available!
- Authentic design based on cars first built in the 1920s with wood bodies and steel underframes, later updated with AB brake equipment
- In service 1930s to 1970s
- Similar designs served on railroads across the country



Roadnames: Burlington Northern, Canadian National, Denver & Rio Grande Western†, Grand Trunk Western (early maple leaf scheme), Grand Trunk Western (modern GT scheme), Western Pacific†, Undecorated

WALTHERS MAINLINE

NEW HO WaltherMainline™

50' ACF 5250 Centerflow Covered Hopper

910-49201 through 910-49219,

910-49200 Undecorated

Check walters.com for current pricing.


• One time run of these roadnumbers, order now - limited quantity available!

• All-new tooling from the rails to the roof

• Prototypes hauled plastic pellets, grain and feed from the 1960s into the 2000s

• Models feature trough or round hatches and gravity or pneumatic gates as appropriate

New Tooling!



Roadnames: Baltimore & Ohio, Archer Daniels Midland, Denver & Rio Grande Western*, El Rexeme Plastics, Rock Island, Shell Chemical, Gray (Data Only), Undecorated

*Union Pacific licensed product

WALTHERS MAINLINE

NEW HO WaltherMainline™

40' Single Sheathed Boxcar with Dreadnaught Ends

910-40350 through 910-40375

Check walters.com for current pricing.

• One time run of these roadnumbers, order now - limited quantity available!

• Steam-era standard, found everywhere in all kinds of service

• Wood running boards

• Ribbed steel roof

• Correct 33" turned metal wheelsets

• Proto MAX™ metal knuckle couplers



Roadnames: Santa Fe, Canadian National, Frisco, Illinois Central, Louisiana & Arkansas, Milwaukee Road, Data Only, Undecorated

WALTHERS MAINLINE

NEW HO WaltherMainline™

40' Early Wood Reefer

910-41225 through 910-41242

Check walters.com for current pricing.

• One time run of these roadnumbers, order now - limited quantity available!

• Correct lower height brings realistic variety to steam- & diesel-era freight trains

• Wood reefer sides w/correct narrow doors, hinge and latch details

• Double-sheathed wood ends

• Wood roof w/platforms and ice hatches

• Fishbelly underframe

• Vertical handbrake staff

• Finely detailed AB brake gear

• Andrews trucks

• Correct RP-25 turned metal wheels

• Proto MAX™ metal knuckle couplers



Roadnames: American Refrigerator Transit, Pacific Fruit Express (SP/UP*), Pacific Fruit Express (WP*), Packerland Packing Co., Soo Line

WALTHERS MAINLINE

NEW HO WaltherMainline™

Amtrak® 85' Horizon Fleet Passenger Cars

Coaches – 910-31004 through 910-31015

Café Club Food Service Cars – 910-31054 through 910-31065

Check walters.com for current pricing.

• One time run of these roadnumbers, order now - limited quantity available!

• NEW! Now available with factory printed numbers - LIMITED EDITION

• Prototypes in Amtrak service 1989 to the present



Paint Schemes: Amtrak Phase III (Narrow Stripes), Phase III (Wide Stripes), Phase IV, Phase VI (Travelmark Logo)



CORNERSTONE

NEW HO Cornerstone™

Transload Facility - Mobile Office Kit

Check walters.com for current pricing.

• Shipping container-style mobile office for site operations

• Modern, utilitarian design fits well in any industrial site

• Molded in gray plastic

• Measures: 5-3/4 x 1-1/8 x 1-3/16" 14.6 x 2.8 x 2.9cm



933-4188 Transload Facility - Mobile Office

*Union Pacific licensed product

WALTHERSTRAINLINE™

NEW HO Waltherstrainline™

Shopping Center Kits

931-921 through 931-925

Check walters.com for current pricing.

• Easy to build, NO GLUE REQUIRED!

• Molded in 4 colors, no paint needed

• Signs, sidewalks and roof accessories included

- Molded-on detail, full color window interiors, drapes and curtains included
- Use alone or in groups, groove on the roof overhang allows for trimming flush to abut structures side by side
- Figures, vehicles and other scenic details not included
- Add SceneMaster™ accessories like the Dough 'n Joe Food Truck (949-1211), sold separately) to create a fun, vibrant scene on your layout or diorama



From single shops to a full shopping center—build it your way!



931-921 Best Hobby

Measures: 4-3/16 x 2-3/16 x 3-1/8"
10.5 x 5.5 x 7.9cm



931-922 The Book Shop

Measures: 4-3/16 x 2-3/16 x 2-15/16"
10.5 x 5.5 x 7.5cm



931-923 Tony's Pizza

Measures: 4-3/16 x 2-3/16 x 2-1/2"
10.5 x 5.5 x 6.5cm



931-924 Dough 'n Joe

Measures: 4-3/16 x 2-3/16 x 2-1/2" 10.5 x 5.5 x 6.5cm



931-925 Pampered Paws

Measures: 4-3/16 x 2-3/16 x 3-9/16" 10.5 x 5.5 x 9cm

WALTHERSPROTO®

COMPLETE WITH MONKEY BARS!

Upgrade your roster with this superdetailed yard goat



WaltherProto® HO EMD NW2 Locomotive

920-43500 to 920-43512 Series LokSound 5 Sound & DCC

920-50500 to 920-50512 Series Standard DC

From the distinctive "monkey bar" handrails on the Nickel Plate Road to the working cab beacon on the New York Central, the newly tooled WaltherProto EMD NW2 switcher captures every roadname-specific detail of its classic prototype. And just like the real thing, you'll appreciate reliable power from the state-of-the-industry WaltherProto drive with optional ESU LokSound 5 DCC and Sound.

Available roadnames: Santa Fe, Indiana Harbor Belt, Nickel Plate Road, New York Central, Southern, Union Pacific†, Undecorated.

See website for current pricing:
www.walters.com/NW2

WALTHERSPROTO

NEW HO Walther'sProto[®]

Scale Test Car

920-105300 through 920-105307

Fall 2025 Delivery

Check walthers.com for current pricing.

• One time run of these roadnumbers, order now - limited quantity available!

- Diecast body for maximum weight
- Factory installed wire grab irons
- Multiple photo-etched brass placards
- Roadname-specific reporting marks, stencils and other printing



Roadnames: Archer Daniels Midland, Burlington Northern, Canadian National, Chesapeake & Ohio, Conrail, Rock Island, Union Pacific¹, Gray-Data Only



WALTHERSPROTO

NEW HO Walther'sProto

85' Viewliner I Sleeper

Unlighted - 920-11300 through 920-11308

Lighted - 920-12300 through 920-12311

Fall 2025 Delivery

Check walthers.com for current pricing.

- One time run of these roadnumbers, order now - limited quantity available!
- Now with full interiors
- Improved diaphragms
- GS1 metal truck for electrical pickup
- Factory installed wire grab irons
- Detailed underbody
- Accurate Amtrak paint schemes and graphics
- Realistic plated finish on car body
- Available with factory-installed LED interior lighting
- Improved tooling and details
- Correct 36" metal wheels
- Proto MAX[™] metal knuckle couplers



Each car features a realistic plated simulated stainless-steel finish.



Schemes: Amtrak[®] Phase IV, Phase VI, Phase VI (Early), Phase VII (Lighted Versions Only)



¹Union Pacific licensed product



WALTHERSMAINLINE

NEW HO Walther'sMainline[®]

40' Double Sheathed Wood Boxcar

910-40175 through 910-40206

Fall 2025 Delivery

Check walthers.com for current pricing.

• One time run of these roadnumbers, order now - limited quantity available!

- 5-5-5 Murphy steel ends
- Flat steel roof
- Wood running board
- Fishbelly underframe
- Vertical handbrake staff
- Andrews trucks
- Finely detailed AB brake gear
- Correct 33" turned-metal wheelsets
- Proto MAX[™] metal knuckle couplers



Roadnames: Delaware, Lackawanna & Western, Florida East Coast, Northern Pacific, Northwestern Pacific, New York Central, Rock Island, St. Louis - San Francisco (Frisco), St. Louis Southwestern¹ (Cotton Belt)

WALTHERSMAINLINE

NEW HO Walther'sMainline

Plymouth ML-8 Switcher

Standard DC - 910-10014 through 910-10020

DCC, No Sound - 910-20014 through 910-20020

Fall 2025 Delivery

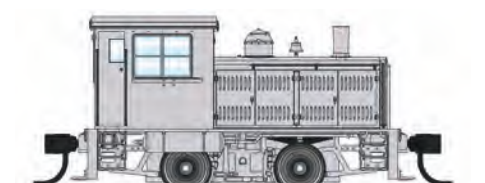
Check walthers.com for current pricing.

• One time run of these roadnumbers, order now - limited quantity available!

- 3-point suspension for positive track contact
- DCC versions include ESU LokPilot non-sound decoder with built in capacitor to maintain performance during brief power interruptions
- Highly detailed, heavy die-cast metal underframe & hood
- Etched metal, see-through radiator guard
- Separate metal handrails
- Painted, unlettered locos include decals with Cornerstone[®] industry logos, numbers and more



Pre-production model shown.



Roadnames: Coastal Transportation Co. (Seattle to Alaska), M. Lummus Railroad Construction Co., United States Air Force, Red with Pilot Stripes, Silver with Black Stripes, Black with Yellow Stripes, White with Red Stripes

¹Union Pacific licensed product

WALTHERSPROTO

NEW HO Walther'sProto®

EMD GP9

LokSound 5 Sound & DCC –

[920-42726](#) through [920-42738](#)

Standard DC – [920-49726](#) through [920-49738](#)

Spring 2026 Delivery

[Check walthers.com for current pricing.](#)

• One time run of these roadnumbers, order now - limited quantity available!

• FOR THE FIRST TIME IN HO PLASTIC - WM CHOP NOSE GP9!

• Factory-equipped with LokSound 5 Sound and DCC for DCC or DC layouts

• Factory-installed 28mm speaker in DCC and DC versions

• Wire grab irons and photo-etched lift rings

• 21-Pin DCC connector

• Warm white LED constant and directional headlights

• Roadname specific details including improved LED warning lights



Pre-production tooling sample shown.
Western Maryland chopped nose, modified skirt version.



Roadnames: Chesapeake & Ohio/Chessie System, Chicago & Northwestern[†], Penn Central, Southern Pacific[†] (Rebuild), Western Maryland (Black), Western Maryland (Red, White, Black), Undecorated

WALTHERSPROTO

NEW HO Walther'sProto

85' Heavyweight Paired Window Coach

[920-17600](#) through [920-17615](#)

Fall 2025 Delivery

[Check walthers.com for current pricing.](#)

• One time run of these roadnumbers, order now - limited quantity available!

• Based on prototypes built by Pullman

• Some ran as-is for decades while others received colorful paint jobs to match lightweight equipment

• Many were later rebuilt for work train service

• Detailed interior with factory-equipped overhead LED lighting

• Sprung diaphragms

• Factory installed grab irons

• Highly detailed underbody with separate brake gear, steam traps, generator and more

• 36 scale inch RP-25 turned metal wheels and correct Pullman trucks

• All wheel electrical pickup for uninterrupted, constant intensity LED lighting

• Add life to your new cars with the [949-6034](#) SceneMaster™ Seated Coach Passenger set, sold separately

PLEASE NOTE: As these cars are the correct prototype length and feature full underbody detail to match the prototypes, a minimum 24" radius is recommended for operation.



Roadnames: Chesapeake & Ohio (Tri Color), Chesapeake & Ohio (Green), Milwaukee Road, New York Central, Union Pacific[†], Painted Green (Unlettered)

Previously released versions shown.

[†]Union Pacific licensed product

WALTHERSPROTO

NEW HO Walther'sProto®

85' Heavyweight 36-Seat Diner

[920-17700](#) through [920-17710](#)

Fall 2025 Delivery

[Check walthers.com for current pricing.](#)

• One time run of these roadnumbers, order now - limited quantity available!

• Based on prototypes built by Pullman

• C&O Gadsby's Tavern, is the last remaining car used on the world's first long-distance air-conditioned train, C&O's George Washington, starting in 1932

• Some ran as-is for decades while others received colorful paint jobs to match lightweight equipment

• Many were later rebuilt for work train service

• Some have been preserved in museums

• Perfect cars for that modern-era dinner train or excursion

• Detailed interior with factory-equipped overhead LED lighting

• Highly detailed underbody with separate brake gear, steam traps, generator and more

• 36 scale inch RP-25 turned metal wheels and correct Pullman trucks

• All wheel electrical pickup for uninterrupted, constant intensity LED lighting

• Add life to your new cars with the [949-6034](#) SceneMaster™ Seated Coach Passenger set, sold separately

PLEASE NOTE: As these cars are the correct prototype length and feature full underbody detail to match the prototypes, a minimum 24" radius is recommended for operation.



Roadnames: Chesapeake & Ohio (Tri Color), Chesapeake & Ohio (Green), Milwaukee Road, New York Central, Union Pacific[†], Painted Green (Unlettered)

Previously released versions shown.

[†]Union Pacific licensed product

WALTHERMAINLINE

NEW HO Walther'sMainline®

50' ACF Exterior Post Plate B Boxcar with Dreadnaught Ends

[910-46025](#) through [910-46048](#)

Fall 2025 Delivery

[Check walthers.com for current pricing.](#)

• One time run of these roadnumbers, order now - limited quantity available!

• Prototypes seen from coast-to-coast 1971 to the present

• Handles all types of general freight loading

• Dreadnaught ends

• Stanray diagonal panel roof

• Correct Plate B dimensions

- 41' 3" Truck Centers

- 15' 2" Tall

- 10' 8" Wide


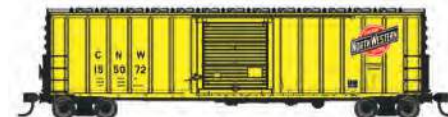
• Fully assembled

• Correct 33 scale inch RP-25 turned metal wheels

• Proto MAX™ metal knuckle couplers



Previous run model shown.



Roadnames: Burlington Northern, Chicago & North Western[†], Canadian Pacific, Conrail, Grand Trunk Western, Norfolk Southern



NEW HO Cornerstone

Plastic Pellet Plant Kit

Summer 2025 Delivery

[Check walthers.com](https://www.walthers.com) for current pricing.

- Roof-mounted cooling system
- Large brick and metal processing structure with truck-loading doors, front office doors/windows, and rooftop air conditioners
- Loading rack with piping for two railroad cars
- Four tall storage silos
- Overhead walkways
- Decal signs
- Molded in six colors
- Measures:
Main Building: 15-3/8 x 10-1/2 x 4-1/2" 39 x 26.9 x 11.3cm
Silos: 27-9/16 x 2-3/8 x 8-1/4" 70.03 x 6.03 x 21cm



933-4145 Plastic Pellet Plant



NEW HO Cornerstone

Plastic Pellet Plant Background Building Kit

Summer 2025 Delivery

[Check walthers.com](https://www.walthers.com) for current pricing.

- Large brick and metal processing structure with siding access doors and rooftop air conditioner
- Loading rack with piping for two railroad cars
- Four tall storage silos
- Overhead walkways
- Decal signs
- Molded in six colors
- Measures:
Main Building: 15-3/8 x 1-3/8 x 4-1/2" 39 x 3.5 x 11.4cm
Silos: 27-9/16 x 2-3/8 x 8-1/4" 70.03 x 6.03 x 21cm



933-4146 Plastic Pellet Plant Background Building Kit



NEW HO Cornerstone

Vintage Brick Warehouse Kit

Summer 2025 Delivery

[Check walthers.com](https://www.walthers.com) for current pricing.

- Tower, main building, warehouse and loading docks are separate components allowing for multiple configurations
- Decals and printed graphics included
- Parts molded in four colors
- Measures:
Tower: 3-1/8 x 1-15/16 x 7-5/8" 8 x 4.9 x 19.4cm
Main Building: 7-9/16 x 4-9/16 x 4-1/16" 19.2 x 11.6 x 10.3cm
Warehouse: 4-7/8 x 6 x 2-3/4" 12.4 x 15.2 x 7cm
Long Dock: 6 x 1-5/16 x 9/16" 15.2 x 3.3 x 1.4cm
Short Dock: 4-5/16 x 1-5/16 x 9/16" 11 x 3.3 x 1.4cm
Billboard: 2-3/8 x 1-1/2 x 2" 6 x 3.8 x 5.1cm



933-4104
Vintage Brick
Warehouse



NEW HO SceneMaster

Transload Facility - Trackside Workers Figures 6-Pack

Summer 2025 Delivery

[Check walthers.com](https://www.walthers.com) for current pricing.

- 6 modern-era HO scale figures in safety equipment
- Safety clips and thread to simulate cable included
- Designed to be used with Cornerstone Transload Facility series of structures but will fit any modern-era industrial setting
- Plastic figures painted in realistic colors



949-6201 Trackside Workers pkg(6)

WALTHERSMAINLINE

SPECIAL DELIVERY!

KEEP FREIGHT MOVING WITH THIS POSTWAR 50-FOOTER



ALL NEW TOOLING!

WalthersMainline® HO 50' AAR Boxcar

910-46500 to 910-46532 Series IN STOCK

Based on a standard Association of American Railroads design, the prototype for this newly tooled WalthersProto® AAR 50-foot boxcar formed the backbone of America's freight car fleet for decades after World War II. This all-new HO model captures the main spotting features of its well known prototype, including riveted sides, corrugated Youngstown doors and a diagonal panel Stanray roof. RP-25 metal wheels and Proto MAX™ metal couplers ensure trouble-free operation. These new WalthersMainline boxcars are in stock now in four roadnumbers each of 8 classic roadnames.

Available roadnames: AT&SF, B&O, CB&Q, Erie, NYC, NP, PR, Wabash, Undecorated.

See website for current pricing:
www.walthers.com/50AAR

Walthers®
5601 W Florist Avenue
Milwaukee, WI 53218-1622

WALTHERS**MAINLINE.**

NEW HO WaltherMainline® 68' Railgon Gondola

910-6457 through 910-6484

[Check walthers.com](http://Check.walthers.com) for current pricing.

- **One time run of these roadnumbers, order now - LIMITED QUANTITY AVAILABLE!**

The new HO WaltherMainline 68' Railgon Gondola brings modern freight operations to your layout with updated paint schemes and fresh roadnumbers! Introduced as a replacement for aging 65' cars, these prototypes have been in service since 2010 and remain a common sight on today's rails. Designed for versatility, they're used to haul finished steel products, scrap metal, and other bulky industrial materials. Perfect for modern-era consists, this model delivers realism and reliability for your freight fleet.

Available Roadnames: Arkansas-Oklahoma RR, BNSF, CSXT, Ferromex, Montana Rail Link, TILX, UP¹



¹Union Pacific licensed product