

# WALTHERS<sup>®</sup> *Flyer*

Everything You Need to Build a Great Model Railroad

MAY/JUNE 2026

SALE ENDS  
6-30-26

WALTHERS<sup>®</sup>

# AMERICA 250<sup>™</sup>

Officially Licensed Commemorative Collection

Details start on page 4.



SEE OUR **WALTHERS<sup>PROTO</sup>** BRAND SPOTLIGHT  
STARTING ON PAGE 8



Find a Hobby Shop Near You! Visit [walthers.com](http://walthers.com) or call 1-800-487-2467



WalthersProto® EMD GP7 Locomotives (920-42412 & 49412 series)

## WELCOME TO OUR WALTHERSPROTO EDITION

### When only the best will do, modelers turn to WalthersProto.

These models represent the highest level of craftsmanship in HO Scale bringing together prototype accuracy, road-specific detail, and smooth, dependable performance in every locomotive, passenger car, and piece of rolling stock. WalthersProto models are designed for enthusiasts who demand authenticity, from finely applied grab irons and precise paint schemes to advanced drive systems and ESU® LokSound 5 DCC decoders.

Whether you're recreating a favorite railroad or assembling a fleet that turns heads on any layout, WalthersProto delivers museum-quality realism that stands apart. Turn to page 8 to learn more.

## CONTENTS

Walthers America250™ Collection	Pages 4-7
Brand Spotlight – WalthersProto	Pages 8-13
2026 Walthers NMRBO Announcement	Pages 14-19
Walthers New Product Express	Pages 20-29
New From Walthers	Pages 30-33, 36-38
Walthers Titans of Steel™ Trading Cards	Page 39
HO Scale	Pages 40-59
N Scale	Pages 59-62
Scenery	Pages 62-66
Walthers 2026 Model Railroad Scholarship	Page 67
Featured Online Products	Pages 67a-67d

### COVER STORY: All Aboard for the Semiquincentennial!

For nearly 200 of the nation's 250 years, railroads have helped shape the United States. To celebrate this once-in-a-lifetime milestone, Walthers proudly presents a limited-edition collection of commemorative models and collectibles honoring America's 250th anniversary. These officially licensed and patriotic-themed releases offer a unique chance to own a piece of history. See page 4 for details.

### Details Accurate to the Ounce –

Used to calibrate scale tracks at railroad yards and trackside industries, the newly tooled HO Scale WalthersProto Scale Test Cars are a fantastic addition to your layout's yard or industry scene, instantly adding operating and visual interest placed on a yard scale track or industry siding, as a flatcar load, or at the end of a local freight. The HO Scale WalthersProto Scale Test Cars (920-105300 to 105307 series) feature new tooling, diecast metal construction, and roadname specific details. Order yours today!



©2026 Wm. K. Walthers, Inc.

SCAN  
HERE

to shop at  
walthers.com



FOLLOW US


@walthers trains



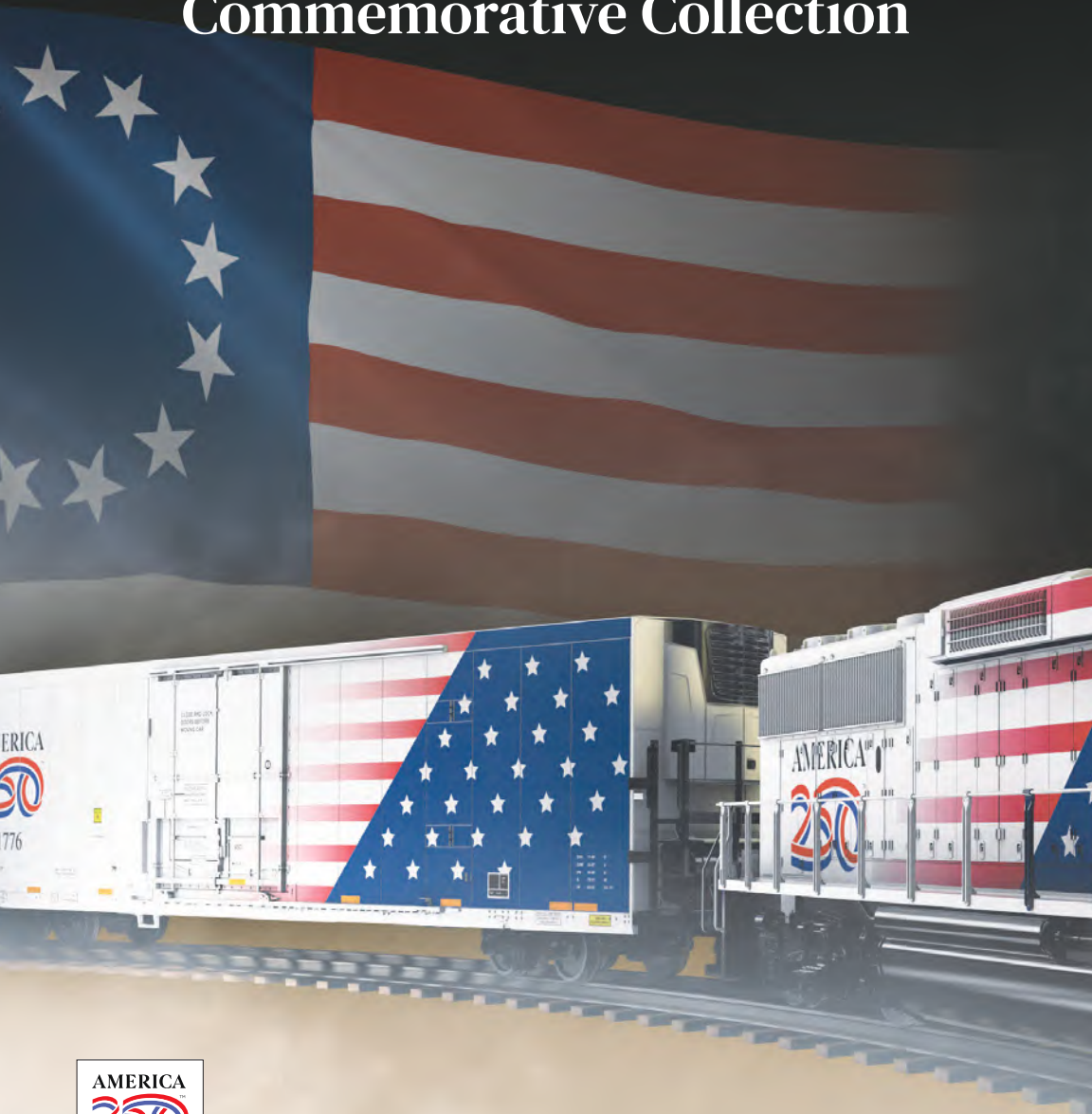


# WALTHERS®

---



## Officially Licensed Commemorative Collection




**Walthers is the first HO model railroad manufacturer to proudly introduce a limited-edition collection of OFFICIALLY LICENSED, commemorative models and collectibles honoring the nation's 250th anniversary.** Blending historical significance with strong collector appeal, these releases give hobbyists and collectors a unique opportunity to celebrate a once-in-a-generation milestone.

Turn the page to see the lineup, or visit:  
[www.walthers.com/america250](http://www.walthers.com/america250)



# JOIN THE CELEBRATION!

The official America250™ collection starts here.



920-41830 America250™ GP60 Diesel Locomotive #1776



910-4179 America250™ 72' Refrigerator Boxcar #1776

## WalthersProto® America250™ GP60 Diesel Locomotive - Winter 2027 Delivery

- America250™ officially licensed product
- Patriotic paint scheme bearing the America250™ logo
- LED lighting
- Flywheel-equipped WalthersProto drive for smooth operation
- Available with optional factory-installed ESU LokSound® 5 Sound & DCC decoder
- Separately applied metal and plastic detail parts
- Proto MAX™ metal knuckle couplers
- Includes limited edition Titans of Steel collectible trading card

**ESU LokSound 5 Sound & DCC \$384.98**

920-41830 #1776

920-41831 #2026

**Standard DC \$264.98**

920-48830 #1776

920-48831 #2026

## WalthersMainline® America250™ 72' Refrigerator Boxcar - Winter 2027 Delivery

- America250™ officially licensed product
- Patriotic paint scheme bearing the America250™ logo
- Proto MAX metal knuckle couplers
- Correct 36" RP-25 metal wheels

**\$44.98**

910-4179 #1776

910-4180 #2026



## America250™ Titans of Steel™ 25-Card Foil Pack Summer 2026 Delivery

- America250™ officially licensed product
- Includes 25 limited edition Titans of Steel collectible trading cards
- Specially curated subjects span iconic rolling stock, notable landmarks, and key figures in American railroad history

**\$19.98**

900-2001 25-Card Foil Pack



**ALL-NEW TOOLING!**

Photo courtesy of David Hawkins

**WalthersMainline® General Electric ET44AC GEVO Tier 4 Locomotive - Spring 2027 Delivery**

- America250™ officially licensed product
- Accurately models special CPKC paint scheme
- LED lighting
- Flywheel equipped WalthersProto® drive for smooth operation
- Proto MAX™ metal knuckle couplers
- Available with optional, factory installed ESU® Sound & DCC decoder

**ESU Sound & DCC \$259.98**

910-20813 #1776

**Standard DC \$189.98**

910-10813 #1776



#1776 Screaming Eagle Scheme – Photo courtesy of Terry Lovell



#2026 Air Force One Scheme – Photo courtesy of Brian Caswell

**WalthersMainline General Electric ES44AC GEVO Locomotive - Summer 2027 Delivery**

- America250™ officially licensed product
- Accurately models 2 special CN paint schemes
- LED lighting
- Flywheel equipped WalthersProto drive for smooth operation
- Proto MAX metal knuckle couplers
- Available with optional, factory installed ESU Sound & DCC decoder

**ESU Sound & DCC \$259.98**

910-20235 #1776 “Screaming Eagle”

910-20236 #2026 “Air Force One”

**Standard DC \$189.98**

910-10235 #1776 “Screaming Eagle”

910-10236 #2026 “Air Force One”

**Look for these other patriotic-themed products that celebrate this special 250th anniversary year!**



**WalthersMainline EMD SD70M Locomotive - Fall 2026 Delivery**

- Accurately models special Lake States Railway commemorative scheme
- LED lighting
- Flywheel equipped WalthersProto drive for smooth operation
- Proto MAX metal knuckle couplers
- Available with optional, factory installed ESU Sound & DCC decoder

**ESU Sound & DCC \$249.98**

910-21035 #1776

**Standard DC \$189.98**

910-11035 #1776



**WalthersMainline 60' High-Cube Plate F Horizontal Post Boxcar - Spring 2027 Delivery**

- Accurately models special TTX red, white & blue paint scheme
- Proto MAX metal knuckle couplers
- Correct 36" RP-25 metal wheels

**TTX \$39.98**

910-3126 #636710

**LICENSED ROLLING STOCK ORDER DEADLINE  
AUGUST 15, 2026**

**WALTHERS®**



The AMERICA250™ word mark and logo are trademarks owned by the United States Semiquincentennial Commission and any use of such marks by Wm. K. Walthers, Inc. is under license.  
©2026 Wm. K. Walthers, Inc.



## **WALTHERSPROTO**

### STARS OF YOUR ROSTER

Designed with the most discriminating model railroader in mind, WaltherProto locomotives and rolling stock feature top of the line detailing and are packed with the latest features. This collection celebrates both well-known railroad workhorses and unique prototypes from a variety of railroad eras.

Many hours of research go into each WaltherProto project to bring you the most accurate HO scale model possible. Freight, passenger and locomotive models feature separate roadname-specific detail parts, including caboose smokejacks and the unique "monkey bar" safety cage on the Nickel Plate EMD NW2. WaltherProto locomotives also feature sounds tailor-made to their specific roadnames thanks to optional, factory installed ESU<sup>®</sup> LokSound 5 DCC decoders.

The end result is a collection of models that provide exceptional realism and reliable performance to your HO Scale railroad.



WalthersProto® HO EMD NW2 Locomotive



920-103609

Sold out at Walthers, please check your favorite hobby shop.



## **WALTHERSPROTO®**

### BUILT TO PERFORM

WalthersProto® freight and passenger cars are the HO Scale showpieces that take center stage on your layout. State-of-the-industry tooling captures the correct contours of each prototype and provides a solid base for the wealth of road- and era-specific details that set WalthersProto models apart. Precise paint schemes capture the colors and graphics of each roadname offered, from bold railroad heralds to tiny warning stencils.

But they're more than mere shelf queens. WalthersProto freight and passenger cars are built to perform with accurately scaled metal wheels, Proto MAX™ metal knuckle couplers and lighting effects on select cars. Available in a variety of freight, passenger, and specialized car subjects, each WalthersProto model is an accurate 1:87 replica of the real thing.





Gunderson 40' Well Car



### Upgraded Amfleets\*

The latest run of Walther'sProto Amfleet cars features newly-designed inside-bearing trucks. These new components accurately capture the details of the prototype and are exceptionally free-rolling. Revised wheelsets feature an updated wheel face profile modeled from official Amtrak designs. This Amfleet run also included the latest Amtrak Phase VII paint scheme.



More realistic wheel profile.



Amtrak and the Amtrak logos are registered trademarks of the National Railroad Passenger Corporation.



DUAL LESLIE S5T AIR HORNS

WHIP STYLE ANTENNA

WM-STYLE CHOPPED SHORT HOOD

1,600-GALLON FUEL TANK

## WALTHERSPROTO®

### MORE THAN JUST A MODEL

Uncompromising attention to every detail takes every Walther'sProto locomotive to a new level of realism. Superb tooling, capturing the correct contours and lines of the prototypes, provides a solid starting point for the wealth of road-specific details that set Walther'sProto models apart. Correct air horns, radio antennas, headlight styles and auxiliary lighting as appropriate, truck sideframes, handrails, pilots, dynamic or nondynamic brake and much more - many newly-tooled especially for each release - are factory-applied, or included as options with undecorated versions.


Along with great details on the outside, every Walther'sProto engine is available with factory-installed, fully-featured LokSound 5 Sound & DCC control. Accurate prime-mover sounds, multiple programmable choices for air horns and bells, plus sound effects including coupler clash and dynamic brakes, add a new dimension of fun to operations.

Beauty isn't just skin deep; under that beautifully detailed body you'll find the proven power of the Walther'sProto drive. Built for years of dependable service with unrivaled pulling power, a five-pole, skew-wound can motor, flywheel, 14:1 helical gears, all-wheel drive and electrical pick up deliver a full range of realistic speeds for any job.





WINTERIZATION HATCH



DIRECTIONAL LED HEADLIGHTS AND OTHER LIGHTING EFFECTS

LOKSOUND 5 DCC DECODER

FACTORY-INSTALLED 28MM SPEAKER

FIVE-POLE MOTOR WITH BRASS FLYWHEEL

ALL-WHEEL DRIVE AND ELECTRICAL PICKUP





## **Walthers 2026 National Model Railroad Build-Off Gets Rolling June 1st with a Star-Spangled Celebration!**

In honor of America's 250th anniversary, this year's Build-Off invites you to bring history, heritage, and creativity to life on the rails. From the earliest days of railroading to today's modern landscape, it's your chance to celebrate 250 years of the American story in miniature.

Enter one of our theme-inspired categories:

### **Freestyle**

Anything goes, build what inspires you.

### **Historical Diorama: America's 250th**

Capture a moment from U.S. history.

### **Patriotic Paint Scheme**

Create a bold red, white, and blue design.

### **All-American Favorite: Weathering**

Show off realistic finishes and street-style detail.

Entries due October 1st, 2026.

## **KEY DATES TO REMEMBER**

**CONTEST BEGINS**  
**6/1/2026**

**ENTRIES DUE**  
**10/1/2026**

**WINNERS ANNOUNCED**  
**NOVEMBER 2026**

TURN THE PAGE FOR THE DETAILS.  
**[WALTHERS.COM/NMRBO](https://www.walthers.com/nmrbo)**



# GET READY!

	FREESTYLE	HISTORICAL DIORAMA CELEBRATING AMERICA'S 250TH ANNIVERSARY	
	ALL AGES	YOUTH	ADULT
AGE	Open to all ages, individuals or teams*	Up to age 14	15 years and up
ELIGIBILITY	Open in all 50 states	Open in all 50 states	Open in all 50 states
SCALE	ALL SCALES	H0 or N	H0 or N
PURCHASE REQUIREMENT	No purchase necessary to enter	No purchase necessary to enter	No purchase necessary to enter
ENTRY REQUIREMENT	Entrants build a scene using materials of their choice. Must include track and train car(s).	Minimum of 3 Walthers-branded products, track and representative locomotive or rolling stock	
SCENE DIMENSIONS	4'W X 2'D	2'W X 1'D	2'W X 1'D
JUDGING CRITERIA	Creativity/Artistry: 40% Skill/Complexity: 60%	Creativity/Artistry: 60% Skill/Complexity: 40%	Creativity/Artistry: 50% Skill/Complexity: 50%
PRIZES	1 <sup>st</sup> place - \$2,000 cash 2 <sup>nd</sup> place - \$1,000 cash 3 <sup>rd</sup> place - \$500 product bundle from Walthers.com	1 <sup>st</sup> place - \$1,000 cash 2 <sup>nd</sup> place - \$500 cash 3 <sup>rd</sup> place - \$250 product bundle from Walthers.com	1 <sup>st</sup> place - \$1,000 cash 2 <sup>nd</sup> place - \$500 cash 3 <sup>rd</sup> place - \$250 product bundle from Walthers.com

## MINOR PERMISSION

Minors (under 18) must have parent, or guardian signature and contact information. If submitting as a youth team, all participants must submit individual permission forms. See instructions at [walthers.com/NMRBO-Permission-Form](http://walthers.com/NMRBO-Permission-Form)

## RULES, ENTRY REQUIREMENTS, SPECIFICATIONS & QUESTIONS

All information can be found online including official rules, permission forms for minors, critical dates, links to selected products and kits, and instructions for how to submit your entry. Any questions, please contact [custserv@walthers.com](mailto:custserv@walthers.com). **All entries due October 1, 2026.**

Here's a sneak peek at what's ahead for the June 1 kickoff of NMRBO, inspired by America's 250th celebration.



PATRIOTIC PAINT SCHEME		ALL AMERICAN FAVORITE: WEATHERING	
YOUTH	ADULT	YOUTH	ADULT
Up to age 14	15 years and up	Up to age 14	15 years and up
Void in Colorado, Maryland and North Dakota.	Void in Colorado, Maryland and North Dakota.	Void in Colorado, Maryland and North Dakota.	Void in Colorado, Maryland and North Dakota.
HO	HO	HO	HO
Purchase of a designated Walthers Mainline® Freight Car, several options to choose from**		Purchase of a designated Walthers Mainline® Freight Car, several options to choose from**	
Car must be decorated using any method or application to depict the celebration of America 250.		Car must be weathered using any method or application that best reflects natural aging as found in the real world.	
NA	NA	NA	NA
Creativity/Artistry: 60% Skill/Complexity: 40%	Creativity/Artistry: 50% Skill/Complexity: 50%	Creativity/Artistry: 60% Skill/Complexity: 40%	Creativity/Artistry: 30% Skill/Complexity: 70%
1 <sup>st</sup> place - \$500 cash 2 <sup>nd</sup> place - \$250 cash 3 <sup>rd</sup> place - \$100 product bundle from Walthers.com	1 <sup>st</sup> place - \$500 cash 2 <sup>nd</sup> place - \$250 cash 3 <sup>rd</sup> place - \$100 product bundle from Walthers.com	1 <sup>st</sup> place - \$500 cash 2 <sup>nd</sup> place - \$250 cash 3 <sup>rd</sup> place - \$100 product bundle from Walthers.com	1 <sup>st</sup> place - \$500 cash 2 <sup>nd</sup> place - \$250 cash 3 <sup>rd</sup> place - \$100 product bundle from Walthers.com

For a complete list of Rules, Entry Requirements and Specifications visit:  
[www.walthers.com/NMRBO-Rules](http://www.walthers.com/NMRBO-Rules)

\*\*Products and Kits available at [walthers.com/NMRBO](http://walthers.com/NMRBO) after June 1, 2026



### HELPFUL TIPS AND INFORMATION FOR FREESTYLE CLASS

#### BACKDROPS

Backdrops are not required. However, a thoughtfully designed backdrop that enhances the theme and brings a scene to life could count towards the overall appeal and creativity. Should you decide to include a backdrop, there are no specifications or requirements for size or construction.

#### FASCIA

A fascia is not required. It is recommended that you think about how you finish the edges of your scene so as not to detract from the overall presentation.

#### BASE

We are not specifying, nor recommending base requirements or construction. A simple foam insulation base is adequate as is a sheet of plywood cut to size. There is no need for elaborate bench work as this is an area that will not be judged. The entry does not require electrical work, however the inclusion of a train and track are required.

### ENTRY FORMAT FOR ALL CATEGORIES

#### ENTRY FORMAT

All entries are submitted online through the NMRBO site. Each entry consists of filling out the online form and submitting digital photographs. The more the better! Photos must include:

- Inclusion of a tape measure or ruler to verify size, length and width.
- Photos from several angles; top down, right and left and front.
- Close up or detail photos not necessary but very helpful, especially if you have something unique.
- Photo of modeler(s) with the layout.

**For *Historical Diorama* entries:**

- Must list the 3 Walthers products used.
- Must also include photos of the 3 Walthers products used.
- Must include statement about the historical scene or theme selected to model.

**For *Patriotic Paint* or *All American Favorites* entries:**

- Must purchase a select Walthers product.

For a complete list of Rules, Entry Requirements and Specifications visit:  
[www.walthers.com/NMRBO-Rules](http://www.walthers.com/NMRBO-Rules)


# Inspiration from past winners.



Andrew MacLauchlan  
Freestyle  
2nd Place 2023



Jeff Levis - Weathering 1st Place 2024




Garrett Schendler - Youth Weathering 1st Place 2024



Heath Locum  
N Scale Diorama  
1st Place 2023



Alan Carter - Freestyle 2nd Place 2025



Galen Gallimore  
HO Scale Diorama  
1st Place 2023



Peter Van Campenhout - Youth Diorama 1st Place 2023



Wayman Humphrey - Graffiti 1st Place 2024

# ENTRIES DUE OCTOBER 1ST!

# NEW PRODUCT EXPRESS

## WALTHERS NEW PRODUCT EXPRESS VIDEOS AVAILABLE NOW

Our monthly New Product Express videos keep you up-to-date on Walthers announcements anywhere, anytime! Join us on our YouTube channel, *Walthers Trains*, sign up for Walthers E-Update newsletter, visit your participating dealer or get complete details at [walthers.com](http://walthers.com).

## WALTHERSPROTO®

SCALE	ANNOUNCED	EXPECTED DELIVERY
H0	February 2026	Summer 2026

**LIMITED QUANTITY**  
ONE TIME RUN OF THESE ROADNUMBERS  
**ORDER NOW**

### NEW 50' SIECO Pulpwood Flatcar

Check [walthers.com](http://walthers.com) for current pricing.

Based on a prototype constructed by the Southern Iron and Equipment Company (SIECO) beginning in the 1960s, these purpose-built flatcars served well into the 2000s hauling pulpwood between the pulp landings in the woods and the paper mills. The open cars featured a V-sloped deck and tall bulkheads at each end of the car to keep the load in place. This is a one-time run of these roadnumbers. Add a realistic load to your flatcar with the Chooch® Cast Resin Pulpwood load, 214-7259, sold separately.

#### Features:

- Separately applied ladders
- Factory-installed grab irons
- Heavy die-cast metal frame
- Proto MAX™ metal knuckle couplers
- Correct 36" RP-25 turned-metal wheelset



Previously run model, different roadnumber shown.



Different Roadnumber Shown

#### Maine Central

920-104535 #7550

920-104536 #7589



Different Roadnumber Shown

#### Southern

920-104539 #141004

920-104540 #141159

920-104541 #141231



#### Seaboard Coast Line

920-104537 #412417

920-104538 #412478

#### Undecorated

920-104500

#### Previously Released!



#### Chooch Cast Resin Pulpwood Load

214-7259

Add a realistic load to your flatcar, sold separately.

# WALTHERS MAINLINE

SCALE	ANNOUNCED	EXPECTED DELIVERY
H0	February 2026	Winter 2027

**LIMITED QUANTITY**  
ONE TIME RUN OF THESE ROADNUMBERS  
**ORDER NOW**

## NEW EMD SW7 Locomotive

Check [walthers.com](http://walthers.com) for current pricing.

From coach and freight yards to primary power for shortlines, the WalthersMainline SW7 is a perfect choice for your H0 layout! Delivering 1200-horsepower from an updated 567A prime mover, the prototypes proved popular with both railroads and industrial lines, with nearly 500 produced from 1949 to 1951 with several still in service. Each limited-edition, layout-ready model is packed with features including:

- Phase II body as appropriate with straight front cab windows and wire grille radiator cover
- Dual tall conical exhaust stacks
- Large front radiator grille
- Single straight hood to cab transition
- 6 louvered side doors with letterboard gap
- Factory-installed grab irons on hood and cab
- With or without footboards as appropriate
- Headlight style matches prototype practice as appropriate

• Available with ESU<sup>®</sup> Sound & DCC for DCC and DC layouts featuring:

- Fully DCC compatible
- 14, 28, 128 speed steps
- Dual mode DC and DCC
- 4 air horns changeable by CVs
- 2 bells changeable by CVs
- Full 8-notch 567A prime mover sounds
- Compressor
- Preinstalled cube-type speaker on Sound & DCC and Standard DC units
- Standard DC units come with Next18 plug for user installed decoders
- Same powerful drive as WalthersProto<sup>®</sup> locos featuring:
  - Five-pole skew-wound motor
  - 14:1 gear ratio
  - Helical-cut gears for quiet operation and easy multiple unit operation
  - All-wheel drive and electrical pickup
  - Heavy die cast metal chassis
  - Constant and directional LED headlights
- Correct size RP-25 metal wheels
- Proto MAX<sup>™</sup> metal knuckle couplers

### Undecorated Kit

- Phase II body
  - Includes single and dual beam headlight housing
  - Horn not included
- 910-10650 Standard DC  
910-20650 ESU Sound & DCC



### Central RR of New Jersey

- Single headlight
- 910-10678 #1080 Standard DC      910-10679 #1082 Standard DC  
910-20678 #1081 ESU Sound & DCC      910-20679 #1083 ESU Sound & DCC



### Chicago, Burlington & Quincy

- Single headlight
- 910-10680 #9250 Standard DC      910-10681 #9253 Standard DC  
910-20680 #9260 ESU Sound & DCC      910-20681 #9264 ESU Sound & DCC



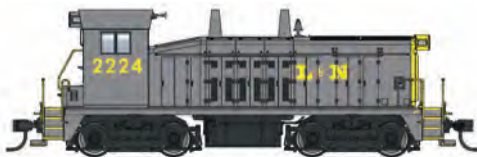
### Erie

- Single headlight
- 910-10682 #429 Standard DC      910-10683 #431 Standard DC  
910-20682 #430 ESU Sound & DCC      910-20683 #432 ESU Sound & DCC



### Illinois Central RR

- Retrofit vertical dual beam headlight
- 910-10684 #423 Standard DC      910-10685 #1211 Standard DC  
910-20684 #1209 ESU Sound & DCC      910-20685 #1213 ESU Sound & DCC



### Louisville & Nashville

- Retrofit dual beam vertical headlight
- 910-10686 #2224 Standard DC      910-10687 #2230 Standard DC  
910-20686 #2233 ESU Sound & DCC      910-20687 #2262 ESU Sound & DCC



### Maine Central

- Retrofit dual vertical beam headlight
- 910-10688 #331 Standard DC      910-10689 #333 Standard DC  
910-20688 #331 ESU Sound & DCC      910-20689 #332 ESU Sound & DCC

## WALTHERS MAINLINE

SCALE	ANNOUNCED	EXPECTED DELIVERY
H0	February 2026	Summer 2026

**LIMITED QUANTITY**  
ONE TIME RUN OF THESE ROADNUMBERS  
**ORDER NOW**

### NEW 40' 1937 Modified AAR Boxcar

Check [walters.com](http://walters.com) for current pricing.

Among the first standard boxcar designs adopted by American railroads, the WaltherMainline 1937 40' AAR Modified Boxcar is based on a long-serving prototype. Thousands of these boxcars roamed the rails across the country from the 1930s into the 1980s. This new production run features new limited edition roadnumbers and new paint schemes.

Features:

- Correct scale 10' 6" interior height
- 5-5 Dreadnaught ends
- Murphy panel roof
- Wood running board
- 6' Youngstown doors
- AAR (tab) side sills
- Correct 33" RP-25 turned-metal wheelsets
- Proto MAX™ metal knuckle couplers



Undecorated, preproduction sample shown.



**Atchison, Topeka & Santa Fe**  
910-2743 #148568    910-2744 #148602



**Illinois Central**  
910-2751 #18008    910-2752 #18036



**Chicago & Eastern Illinois†**  
910-2745 #64160    910-2746 #64176



**Rock Island**  
910-2753 #145020    910-2754 #145037



**Chicago, Burlington & Quincy**  
910-2747 #32045    910-2748 #32056



**Western Pacific†**  
910-2755 #20314    910-2756 #20476



**Duluth, South Shore & Atlantic**  
910-2749 #17016    910-2750 #17020



**Undecorated**  
910-2700

†Union Pacific licensed product.



SCALE	ANNOUNCED	EXPECTED DELIVERY
H0	February 2026	Summer 2026



Figures, vehicles, railroad equipment, and scenery items not included.

**NEW Amtrak® Rural Station**

Check [walthers.com](http://walthers.com) for current pricing.

Based on the modern Amtrak station in Rensselaer, Indiana, this detailed structure is ideal for contemporary passenger operations on any H0 layout. The model captures the look of a small-town Amtrak stop with a concrete platform, safety fencing, and enclosed waiting area typical of rural passenger service locations across the United States. Station sign decals are included for Rensselaer, IN and additional city names to match your layout.

The Amtrak Rural Station features include:

- Non-functional platform lights
- Detailed modern concrete platform and fencing
- Interior waiting bench
- Interior lighting ready
- Station sign decals for Rensselaer, IN and other city names
- Shown assembled, painted and weathered by modeler.

**Amtrak Rural Station Kit**

933-3392

Measures:

22-7/8 x 4-15/16 x 2-11/16" 58.10 x 12.54 x 6.83cm



Amtrak, Viewliner and the Amtrak logos are registered trademarks of the National Railroad Passenger Corporation.

## WALTHERSPROTO

SCALE	ANNOUNCED	EXPECTED DELIVERY
HO	March 2026	Winter 2027



Previously run model, different roadnumber shown.

**LIMITED QUANTITY**  
ONE TIME RUN OF THESE ROADNUMBERS  
**ORDER NOW**

### NEW EMD GP60 Locomotive

Check [walters.com](http://walters.com) for current pricing.

Add the last of Electro-Motive Division's famed "Geeps" to your HO roster with the latest run of WaltherProto EMD GP60 diesel locomotives. Built between 1985 and 1994, the prototype featured state-of-the-art microprocessor systems and a 3,800 hp 16-cylinder 710G3A prime mover. These four axle units could be found on priority intermodal and fast freight assignments, and continue to serve on class one railroads to this day.

The GP60 also accurately recreates the prototype with upgraded tooling and roadname specific details, such as:

- NEW – Operating LED ditch lights
- Wire grab irons & etched lift rings
- Available with factory installed ESU LokSound 5 DCC sound decoder

**UPGRADED TOOLING!**

- Warm white LED constant & directional headlights
- 21-pin DCC plug on Standard DC versions
- Pre-installed 28mm round speaker on both DC and DCC versions
- 14:1 helical gears for ultra-quiet and smooth running
- 5-pole, skew-wound, high-torque, high-efficiency can motor
- Easy multiple-unit operation
- Superb paint & lettering
- Heavy die-cast metal underframe
- Proto MAX™ metal knuckle couplers

### INCLUDES LIMITED EDITION TITANS OF STEEL TRADING CARD!



#### BNSF

- Nathan K3 air horn
- PTC antennas, Sinclair antennas on ground planes
- Cab roof A/C unit
- Operating ditch lights on front and rear of unit
- Plow on short hood end
- Short hood mounted headlight

920-48818 #186 Standard DC  
920-48819 #197 Standard DC  
920-41818 #179 ESU LokSound 5 DCC  
920-41819 #182 ESU LokSound 5 DCC



#### Norfolk Southern

- Nathan K5R24 air horn
- Sinclair antennas
- Cab mounted A/C unit
- Operating front and rear ditch lights
- Operating ground light
- Short hood end plow
- Spare knuckle and bracket on rear pilot
- Cab mounted headlight

920-48822 #7117 Standard DC  
920-48823 #7124 Standard DC  
920-41822 #7129 ESU LokSound 5 DCC  
920-41823 #7132 ESU LokSound 5 DCC



#### Denver & Rio Grande Western

- Nathan P3 air horn
- Operating Prime 8911
- Stratolite beacon
- Sinclair antennas on ground planes
- Short hood end plow
- Cab mounted headlight

920-48820 #3154 Standard DC  
920-48821 #3155 Standard DC  
920-41820 #3155 ESU LokSound 5 DCC  
920-41821 #3156 ESU LokSound 5 DCC



#### Southern Pacific

- Nathan P3 air horn
- Sinclair antennas on ground planes
- Operating Prime 8911
- Stratolite beacon
- Short hood mounted headlight
- Phase I dynamic brake
- SP type short hood end plow

920-48824 #9609 Standard DC  
920-48825 #9618 Standard DC  
920-41824 #9600 ESU LokSound 5 DCC  
920-41825 #9613 ESU LokSound 5 DCC

*Union Pacific licensed product.*

# WALTHERSPROTO®

SCALE	ANNOUNCED	EXPECTED DELIVERY
H0	March 2026	Winter 2027

## NEW EMD GP60 Locomotive Continued



### Cotton Belt® (SSW)

- Nathan P3 air horn
- Sinclair antennas on ground planes
- Operating Prime 8911 Stratolite beacon
- SP type short hood end plow
- Cab mounted headlight

- 920-48826 #9646 Standard DC
- 920-48827 #9663 Standard DC
- 920-41826 #9635 ESU LokSound 5 DCC
- 920-41827 #9654 ESU LokSound 5 DCC



### Union Pacific®

- Nathan K3 air horn
- Sinclair Antennas on PTC box
- Operating front and rear ditch lights
- Cab mounted A/C unit
- SP type plow on short hood end
- Cab mounted headlight

- 920-48828 #1078 Standard DC
- 920-48829 #1081 Standard DC
- 920-41828 #1036 ESU LokSound 5 DCC
- 920-41829 #1049 ESU LokSound 5 DCC

### Undecorated

- Horn not included
- Cab mounted headlight
- Long & short versions of the standard (non-ditchlight) sill unit
- Operating Prime 8911 Stratolite beacon

- 920-48817 Standard DC
- 920-41817 ESU LokSound 5 DCC

# WALTHERSMAINLINE®

SCALE	ANNOUNCED	EXPECTED DELIVERY
H0	March 2026	Summer 2026



## NEW 73' Greenville 7,000-Cubic Foot Wood Chip Hopper

Check [walthers.com](http://walthers.com) for current pricing.  
Based on prototypes first built in the 1970s, the Greenville 7000-Cubic Foot Wood Chip Hopper remains one of the largest freight cars to run on North American rails. The huge cars are designed to haul wood chips used by paper mills, bioenergy power plants, and other industrial applications.

This latest run includes three CSX "patch" liveries with CSXT reporting marks added to the cars' original predecessor liveries.

### Features:

- Prototypical interior bracing
- Authentic door latch details
- Detailed brake gear
- Heavy die-cast metal underframe
- 100-ton trucks with correct 36" turned metal RP-25 wheels
- Proto MAX™ metal knuckle couplers



### CSXT (Seaboard Patch)

- 910-56374 #433545
- 910-56375 #433790



### CSXT (Seaboard Coast Line Patch)

- 910-56376 #434153
- 910-56377 #434198



### CSXT (Louisville & Nashville Patch)

- 910-56378 #433330
- 910-56379 #43334



### Illinois Central Gulf

- 910-56380 #870035
- 910-56381 #870055

### Undecorated

- 910-6750

*Union Pacific licensed product.*

**LIMITED QUANTITY**  
ONE TIME RUN OF THESE ROADNUMBERS  
**ORDER NOW**

## WALTHERSTRACK™

SCALE	ANNOUNCED	EXPECTED DELIVERY
HO	March 2026	Fall 2026

### **NEW** Code 83 30- 45- 60- Degree Crossings


Check [walters.com](https://www.walters.com) for current pricing.

The WaltherTrack line continues to expand with more components that help model railroaders bring their dream layouts to life. Three new Code 83 crossings provide even more possibilities for your next HO scale track plan.


Like all WaltherTrack code 83 products these crossings are built for years of reliable performance.

#### Features


- Thin profile plastic ties molded in a realistic brown with enhanced wood grain details on each tie
- Fine profile molded spike and tie plate details on each tie
- Custom formulated nickel silver rail for outstanding electrical conductivity
- Drop in design for reliable performance on DC and DCC layouts
- Molded starter points on underside of ties for Track Nails (#948-83106, sold separately)



**30-Degree Crossing**  
948-83030



**45-Degree Crossing**  
948-83045



**60-Degree Crossing**  
948-83060



SCALE	ANNOUNCED	EXPECTED DELIVERY
H0	March 2026	Summer 2026



*Figures, vehicles, railroad equipment, and scenery items not included.*

**NEW Modern Yard Tower**

Check [walthers.com](http://walthers.com) for current pricing.

The nerve center of any large railroad yard is the Yard Tower, where switching movements are coordinated, and paperwork is processed for incoming and outgoing trains. The HO Scale Walther's Cornerstone Yard Tower brings this all-important element of any rail yard from the 1970's to today, to your layout. Based on the Plaster Creek Tower at Wyoming Yard, Grand Rapids, Michigan, the Yard Tower features detailed brick walls, and separately applied windows, doors, and other details.

Features include:

- Perfect for busy HO scale rail yards from the 1970s to current
- Molded in three colors
- Shown assembled, painted and weathered by modeler.

**Yard Tower Kit**

933-3557

Measures:

3-7/16 x 3-7/16 x 7-1/16" 8.73 x 8.73 x 17.93cm



SCALE	ANNOUNCED	EXPECTED DELIVERY
H0	March 2026	Summer 2026



*Figures, vehicles, railroad equipment, and scenery items not included.*

## **NEW** Farm Detail Set

Check [walthers.com](http://walthers.com) for current pricing.

A farm requires many elements in order to properly function, and the Walthers Cornerstone Farm Details kit adds these elements to complete your HO scale farm scene. Buildings include a milk house, used for cooling, storing, and processing raw milk, a pump house for irrigation, and outhouse. This kit is ideal for any farm scene from the mid-1900's to the modern day, and includes detailed brick walls, separate windows, doors, and other details.

Features include:

- Includes a milk house, pump house, and outhouse
- Milk houses were small, detached, or attached one-room structures used for cooling, storing, and processing raw milk
- Pump houses on farms are small, insulated, and secure buildings designed to pump water for irrigation
- Used in farms from mid 1900s to modern farms
- Detailed brick, walls, separate windows, doors and other details
- Molded in one color
- Shown assembled, painted and weathered by modeler.

## Farm Detail Set Kit

933-3350

Measures:

Milk House: 2-25/32 x 2-25/32 x 2-1/16" 71 x 71 x 5.25cm

Pump House: 1-3/8 x 2-15/32 x 1-7/32" 3.5 x 6.3 x 3.18cm

Outhouse: 13/16 x 11/16 x 1-1/32" 2.04 x 1.75 x 2.59cm



SCALE	ANNOUNCED	EXPECTED DELIVERY
H0	March 2026	Summer 2026



*Figures, vehicles, railroad equipment, and scenery items not included.*

### Yard Light

[Check walthers.com](http://walthers.com) for current pricing.

Railroading is a 24/7 business, and yards require lighting for nighttime operations. The Yard Light from Walthers SceneMaster brings new illumination to your H0 layout's yard scene, allowing for round-the-clock operations.

Features include:

- Perfect for 1940s to present yard and industry scenes
- Also commonly found at steel mills, paper mills, and other large industrial operations
- Molded in two colors; gray and clear
- Includes four warm LED lights with wires
- Shown assembled, painted and weathered by modeler.

### Yard Light Kit

949-4325

Measures:

1-3/32 x 29/32 x 8-1/32" 2.8 x 2.3 x 2.04cm



# NEW SPRING ARRIVALS

## WALTHERSPROTO

**NEW HO** WalthersProto®

### Amfleet Coaches

84-Seat Coaches: Unlighted - 920-11206 through 920-11215  
Lighted - 920-12210 through 920-12219

59-Seat Coaches: Unlighted - 920-11223 through 920-11229  
Lighted - 920-12228 through 920-12234

[Check walthers.com](http://Check.walthers.com) for current pricing.

• One time run of these roadnumbers, order now - limited quantity available!

- Newly designed and tooled, ultra free rolling inside bearing trucks
- Newly designed 36" metal wheels with prototypical wheel profile for added realism
- Simulated stainless steel finish
- Paint color matched to Amtrak standards
- Smoked "glass" windows with gaskets
- Accurately detailed interior with optional overhead LED interior lighting



Schemes:

Amfleet I 84-Seat Coaches - Phase II, Phase III, Phase VI, Phase VII,

Amfleet II 59-Seat Coaches - Phase III, Phase VI, Phase VII

## WALTHERSPROTO

**NEW HO** WalthersProto

### Amtrak Inside-Bearing Trucks

[Check walthers.com](http://Check.walthers.com) for current pricing.

- Available separately for upgrading older Walthers Amfleet cars
- Direct replacement for the original WalthersProto Amfleet trucks
- Feature metal wheels with a redesigned profile that more accurately matches the prototype
- Special bearing system ensure smooth rolling performance



920-2136 Amtrak Inside-Bearing Truck - One Pair



## WALTHERSPROTO

**NEW HO** WalthersProto

### 55' Trinity 30,145-Gallon Modernized Tank Car

920-100762 through 920-100785

[Check walthers.com](http://Check.walthers.com) for current pricing.

• One time run of these roadnumbers, order now - limited quantity available!

- See-through etched-metal walkways and end platforms
- Factory-installed grab irons
- Prototypical modern end rails
- Highly detailed underbody with separate brake cylinder, brake pipe & rigging
- Ultra-smooth rolling metal axles and 36" RP-25 wheelsets
- Proto MAX™ metal knuckle couplers



Roadnames: CIT Group (CBTX), DOW Chemical (DOWX), Jefferson (JRTX), Conoco Phillips (PPRX), Shell Oil (SCMX), TILX

*Union Pacific licensed product*

## WALTHERSPROTO

**NEW HO** WalthersProto®

### Wabash Streamlined Caboose

920-103600 through 920-103608

[Check walthers.com](http://walthers.com) for current pricing.

- One time run of these roadnumbers, order now - limited quantity available!
- ALL NEW TOOLING!
- Detailed interior with clear window glazing
- Factory installed separate wire grab irons and handrails, smokejack, roofwalk and other details
- Accurately detailed underbody with separately applied AB brake equipment with separate brake cylinders and rigging
- See-through running boards
- See-through end platforms where applicable
- Etched see through step treads
- Murphy or Diagonal panel roofs based on the prototype
- Rounded- or Square-window end doors, based on the prototype
- As built or modernized smokejack
- Proto MAX™ metal knuckle couplers
- Correct swing-motion trucks with 33 scale inch diameter RP-25 metal wheels
- Minimum Radius: 18" (22" recommended)



Roadnames: Ann Arbor (red), Ann Arbor (yellow ends), Detroit, Toledo & Ironton, Norfolk & Western (blue), Norfolk & Western (Bicentennial), Wabash, Wabash (Red/White/Flag), Undecorated



## WALTHERSPROTO

**NEW HO** WalthersProto

### Gunderson 48' All Purpose Well Car

920-109211 through 920-109225, 920-109200 Undecorated

[Check walthers.com](http://walthers.com) for current pricing.

- One time run of these roadnumbers, order now - limited quantity available!
- Heavy die-cast metal body for excellent tracking loaded or empty
- Factory-installed wire grab irons, brake gear & other details
- Etched-metal walkways provide a realistic see-through effect
- Ultra smooth rolling metal axles and scale 33" diameter metal wheelsets
- Proto MAX metal knuckle couplers for reliable operation
- Factory installed trailer hitches at each end
- Well designed to fit SceneMaster™ containers from scale 20 to 48 feet
- Minimum Radius: 22" (24" recommended)



Roadnames: Burlington Northern, BNSF, CRLE, TTX, Undecorated

## WALTHERMAINLINE

**NEW HO** WalthersMainline

### 81' 8-Axle Depressed Center Flatcar

910-50225 through 910-50245, 910-50200 Undecorated

[Check walthers.com](http://walthers.com) for current pricing.

- One time run of these roadnumbers, order now - limited quantity available!
- Heavy die-cast metal body for outstanding performance empty or loaded
- Separate air and handbrake details at both ends per prototype designs
- Articulated end platforms
- Four 100-ton trucks with 36 scale inch diameter RP-25 metal wheels



Roadnames: Santa Fe, New York Central, Norfolk & Western, Southern, TTX QTTX, Siemens-Westinghouse, Pittsburgh & Lake Erie, Western Pacific<sup>1</sup>, Undecorated

<sup>1</sup>Union Pacific licensed product

# NEW SPRING ARRIVALS

## WALTHERS MAINLINE

**NEW HO** WaltherMainline™

### Alco RSC-2 Diesel Locomotive

Standard DC - 910-10714 through 910-10725

ESU® Sound & DCC - 910-20714 through 910-20725

[Check walters.com](http://Check.walters.com) for current pricing.

- One time run of these roadnumbers, order now - limited quantity available!
- Distinctive 6-wheel truck version of the Alco RS-2
- Air- or Water-cooled exhaust stack as appropriate
- NEW! Available for the first time with ESU Sound & DCC
- Same powerful drive as WaltherProto® locos
- Heavy die-cast metal chassis
- Constant and directional LED headlights
- 21-pin DCC plug
- Pre-installed "sugar cube" 11mm x 15mm Speaker on Standard DC and Sound & DCC versions



Roadnames: Milwaukee Road, Chicago, Milwaukee, St. Paul & Pacific, Seaboard Air Line, Seaboard Coast Line, Soo, Union Pacific†

## WALTHERS MAINLINE

**NEW HO** WaltherMainline

### 40' PS-1 Boxcar

910-45501 through 910-45516, 910-2350 Undecorated

[Check walters.com](http://Check.walters.com) for current pricing.

- One time run of these roadnumbers, order now - limited quantity available!
- Pullman Standard ends without rectangle stiffeners
- Pullman Standard "bowtie" roof with flat end panels
- Factory-applied Apex steel running board with "see-through" tread



Roadnames: Canadian Pacific, Chesapeake & Ohio, Chicago & Eastern Illinois, Chicago & North Western, Copper Range, Duluth, South Shore & Atlantic, Missouri-Kansas-Texas, Port Huron & Detroit, Undecorated

## WALTHERS MAINLINE

**NEW HO** WaltherMainline

### International Bay Window Caboose

910-8671 through 910-8682, 910-8650 Undecorated

[Check walters.com](http://Check.walters.com) for current pricing.

- One time run of these roadnumbers, order now - limited quantity available!
- Sharply molded weld seams, corrugations and other details on the body, ends and roof
- Clear window glazing
- Factory applied separate end railings, smokejack, vent and brakewheel



Roadnames: Chessie System (C&O), Conrail, Erie-Lackawanna, Rock Island, Southern Railway, Union Pacific†, Undecorated

†Union Pacific licensed product

## WALTHERS MAINLINE

**NEW HO** WalthersMainline™

### ACF Design 1,958 cu.ft. 2-Bay Hopper

910-49700 through 910-49725

[Check walthers.com](http://walthers.com) for current pricing.

- One time run of these roadnumbers, order now - limited quantity available!
- Thin profile roofwalk with see-through tread, stirrups, end ladders and platforms for a more "in-scale" appearance
- Factory applied separate discharge gates, vibrator brackets
- Factory applied separate Ajax brake wheel and air reservoir



Roadnames: Ann Arbor, Santa Fe, Chicago & North Western<sup>†</sup>, Denver & Rio Grande Western<sup>†</sup>, Erie, Haliburton, Kosmos Cement, Southern Railway, Data Only, Undecorated

## WALTHERS MAINLINE

**NEW HO** WalthersMainline™

### 60' NSC 5150 3 Bay Covered Hopper

910-7737 through 910-7755, 910-7600 Undecorated

[Check walthers.com](http://walthers.com) for current pricing.

- One time run of these roadnumbers, order now - limited quantity available!
- A highly detailed plastic body with prototypical raised panel weld seams
- Thin profile roofwalk, stirrups, end ladders and platforms for a more "in-scale" appearance



Roadnames: Archer-Daniels-Midland, BNSF Railway, Canadian National, Union Pacific<sup>†</sup> (Omaha Road), Dakota, Minnesota & Eastern, Richardson TRGX, Data Only (gray), Undecorated

<sup>†</sup>Union Pacific licensed product

## CORNERSTONE

**NEW HO** Cornerstone™

### Modern Diesel Shop Kit

[Check walthers.com](http://walthers.com) for current pricing.

- Contemporary 3-bay design fits layouts from the 1980s to today
- Detailed rooftop includes HVAC units, vents, and stack for added realism
- Spacious interior for locomotives, shop equipment, or lighting upgrades
- Includes decal sheet with warning stripes and safety markings for interior floors
- Designed for slightly below-ground placement to model built-in service pits
- Measures: 10-1/2 x 15-1/2 x 5-9/16" 26.67 x 39.37 x 13.99cm



933-3908 Modern Diesel Shop

## SCENEMASTER™

**NEW HO** SceneMaster™

### Morgan Olson Route Star Van

949-12112 through 949-12119

[Check walthers.com](http://walthers.com) for current pricing.

- Authentic body styles with (non-opening) accurately detailed rear door
- Detailed driving compartment with interior bulkhead
- Rolling wheels
- Clear window glazing
- Separately applied detail parts



The Layout Ledger Newspaper Delivery

### Pop's BBQ Food Truck

- Rooftop cyclone vent, body vent & air conditioner



Schemes: The Layout Ledger Newspaper Delivery, Pop's BBQ Food Truck, Fire Department Canteen, Volt & Valve Contractor Truck, Bel Aire Flowers, Cargo Vehicle Rental, Webworks Cable Internet Service, Painted White/Unlettered

Morgan Olson® officially licensed product

# Free Ideas, Information, Inspiration and More!

You know our Reference Book.

You visit our website.

You read the Flyer.

**But do you receive  
Walthers *FREE* weekly emails?**

Stay on top of special offers, new product news, or just  
enjoy some outstanding modeling when you sign up now at

[walthers.com/sign-up-form](http://walthers.com/sign-up-form)



# One Great Site Two Great Sales

Stretch your dollars at [walthers.com](http://walthers.com)

## The **BARGAIN DEPOT**

- Recent releases at great prices
- On sale for a limited time only
- Items change every month

**GET THEM WHILE  
THEY'RE ON SALE**

## WAREHOUSE **SALE!**

- Clearance items at deep discounts
- New items added every month
- New markdowns taken monthly
- Available only while supplies last!

**GET THEM BEFORE  
THEY'RE GONE**

**Shop both sales now at [walthers.com/on-sale](http://walthers.com/on-sale)**

**Don't miss a sale!**

**Sign up for Special Offers emails at  
[walthers.com/newsletters](http://walthers.com/newsletters) today!**

# NEW SPRING ARRIVALS



## NEW HO Cornerstone™

### Wind Turbine Kit

[Check walthers.com](http://walthers.com) for current pricing.

- Three-blade rotor spins freely by hand
- Stands 30" tall when assembled
- Includes base, tower, nacelle, and three-blade rotor
- Colorful decal signs - Molded in white plastic
- Measures: 30-11/16 x 20-11/16 x 4-7/16" 78.0 x 52.6 x 11.3cm



933-3355 Wind Turbine



## NEW HO SceneMaster™

### Wind Turbine Blade Load

[Check walthers.com](http://walthers.com) for current pricing.

- Perfect for modeling over-dimensional loads on modern flatcars
- Designed for use with Walther's Proto® 89' Greenbrier TTX 110-Ton Flatcar (sold separately)
- Measures: 11-5/8 x 1 x 1-7/16" 29.5 x 2.5 x 3.7cm



Flatcar is sold separately

949-3111 Wind Turbine Blade Load Kit

### Wind Turbine Technicians

[Check walthers.com](http://walthers.com) for current pricing.

- Set includes six modern figures posed for inspecting and maintaining turbine equipment
- Painted in realistic colors
- Sculpted with detailed safety harnesses, helmets, and work attire



Pre-production samples shown.

949-6209 Wind Turbine Technicians



## NEW HO & N Walther'sTrainline™

### Victorian Houses

[Check walthers.com](http://walthers.com) for current pricing.

- Detailed walls, window frames, and porches with period-accurate architectural details
- Perfect for residential scenes near streetcars, commuter lines, or town centers
- Molded in colors for quick display – can be customized with paint and weathering
- Save with HO or N scale five-building bundle packs
- N Scale House Measures: 1-11/16 x 4-3/16 x 2-11/16" 4.29 x 10.64 x 6.83cm
- HO Scale House Measures: 3-9/16 x 7-11/16 x 5" 9.05 x 19.53 x 12.7cm



### Victorian House Bundles

Includes all 5 house styles

931-B1050 N Scale 931-B950 HO Scale



### Kavanaugh House Kit

931-1050 N Scale

931-950 HO Scale



### Queen Anne House Kit

931-1051 N Scale

931-951 HO Scale



### Steiner House Kit

931-1052 N Scale

931-952 HO Scale



### Painted Lady House Kit

931-1053 N Scale

931-953 HO Scale



### Gingerbread House Kit

931-1054 N Scale

931-954 HO Scale

## WALTHERSPROTO

**NEW HO** WalthersProto™

### 85' Viewliner® I Sleeper

**Lighted:** Decals – 920-12300, 920-12303, 920-12306,  
Printed Numbers – 920-12313 through 920-12323,

**Unlighted:** Decals – 920-11300, 920-11303, 920-11306,  
Printed Numbers – 920-11309 to 920-11317

Summer 2026 Delivery

[Check walthers.com for current pricing.](http://Check walthers.com for current pricing.)

• One time run of these roadnumbers, order now - limited quantity available!

- Available with factory-installed LED interior lighting
- All-new factory printed roadnumbers
- Improved tooling



Roadnames: Amtrak® Phase IV, Amtrak Phase VI,  
Amtrak Phase VI (Early), Amtrak Phase VII



## WALTHERSPROTO

**NEW HO** WalthersProto™

### 65' Mill Gondola

920-105409 through 920-105420 • Summer 2026 Delivery

[Check walthers.com for current pricing.](http://Check walthers.com for current pricing.)

• One time run of these roadnumbers, order now - limited quantity available!

- Factory-installed grab irons and other detail parts
- Ultra-smooth rolling metal axles with metal RP-25 contour  
36 scale inch diameter wheels



Previously run models, different roadnumbers shown in all photos.

Roadnames: Conrail, Denver & Rio Grande Western®,  
Burlington Northern, Canadian National, Milwaukee Road, CSX

*®Union Pacific licensed product*

## WALTHERSMAINLINE

**NEW HO** WalthersMainline™

### Five-Unit All-Purpose 48' Spine Car

910-5261 through 910-5270 • Summer 2026 Delivery

[Check walthers.com for current pricing.](http://Check walthers.com for current pricing.)

• One time run of these roadnumbers, order now - limited quantity available!

- Collapsible container pedestals
- Upright & closed trailer hitches
- Brake gear details on end cars



Previously run models, different roadnumbers shown in all photos.

Roadnames: Atchison, Topeka & Santa Fe, Burlington Northern,  
Conrail, TTX, Union Pacific®

## WALTHERSMAINLINE

**NEW HO** WalthersMainline™

### 50' Bethgon Coalporter Gondola

Single Cars – 910-57200 through 910-57214

3-Packs – 910-55909 through 910-55918

Summer 2026 Delivery

[Check walthers.com for current pricing.](http://Check walthers.com for current pricing.)

• One time run of these roadnumbers, order now - limited quantity available!

- Crisply printed graphics and legible stencils on car sides and ends for added realism
- Individually molded & applied Internal bracing



Roadnames: BNSF, CSX, CPOX, Conrail, Norfolk Southern

# ADVANCED RESERVATIONS

## WALTHERS MAINLINE

**NEW HO** WalthersMainline<sup>®</sup>

**EMD SD70, SD70M, SD75i Locomotives**

ESU<sup>®</sup> Sound & DCC – 910-21020 through 910-21035

Standard DC – 910-11020 through 910-11035

Fall 2026 Delivery

[Check walthers.com for current pricing.](http://Check walthers.com for current pricing.)

• One time run of these roadnumbers, order now - limited quantity available!

• Available with factory installed ESU Sound and DCC decoder



Roadnames:

**SD70M:** Union Pacific<sup>®</sup> *Abraham Lincoln*, Lake States Railway American Semiquincentennial (250th Anniversary), Lake States Railway *Pere Marquette Heritage*, EMD Leasing, Southern Pacific<sup>®</sup>, Union Pacific<sup>®</sup>

**SD75i:** BNSF Railway

**SD70 "Spartan Cab":** Conrail, Illinois Central, Norfolk Southern

## WALTHERS MAINLINE

**NEW HO** WalthersMainline

**37' 2980 Cubic-Foot 2-Bay Covered Hopper**

910-8500 through 910-8519 • Winter 2026 Delivery

[Check walthers.com for current pricing.](http://Check walthers.com for current pricing.)

• One time run of these roadnumbers, order now - limited quantity available!

• Separately molded and applied hopper gates

• RP-25 contour metal wheelsets



Previously run models, different roadnumbers shown in all photos.

Roadnames: Chicago & North Western<sup>®</sup>, CSX, ERCX, GACX, MECX, Wisconsin Central, Undecorated, Data Only

## WALTHERS MAINLINE

**NEW HO** WalthersMainline

**72' Centerbeam Flatcar**

910-50732 through 910-50749 • Fall 2026 Delivery

[Check walthers.com for current pricing.](http://Check walthers.com for current pricing.)

• One time run of these roadnumbers, order now - limited quantity available!

• Heavy die-cast metal underframe for excellent tracking

• Correct 36 scale inch diameter RP-25 turned metal wheelsets



Roadnames: Burlington Northern, BNSF, CSX, Milwaukee Road, TTX, Union Pacific<sup>®</sup>

<sup>®</sup>Union Pacific licensed product

# COLLECT. CONNECT. TRADE.



A new line of railroad-themed trading cards that combine the thrill of railfanning and the excitement of collecting. Featuring themed series, rare finds, and exclusive cards, it's more than a collection—it's a new way to enjoy the hobby.



[TitansofSteel.com](http://TitansofSteel.com)

**WALTHERS**<sup>®</sup>

Support your local hobby shop • visit [titansofsteel.com](http://titansofsteel.com) • call 1-800-487-2467

**WALTHERS**MAINLINE.

# SUPER SWITCHERS



An SW1 hauls a string of new WalthersMainline 50' AAR boxcars (910-46600 series).

## HO EMD SW1 – Spring 2026 Delivery

ESU® Sound & DCC – 910-19234 through 910-19249 · Standard DC – 910-9234 through 910-9249

Electro-Motive Division SW1 diesels return to HO rails with factory-installed ESU Sound & DCC and updated tooling, including separate handrails. Built between 1938 and 1953, the prototype SW1 served for decades in freight yards and along branchlines across the country.

The WalthersMainline SW1 captures the classic lines of this 600 hp cab-end switcher. An ultra-smooth flywheel equipped motor, LED headlights and Proto MAX™ metal knuckle couplers ensure years of trouble-free operation. An optional factory installed ESU Sound & DCC decoder adds the realistic growl of the diesel engine and other effects.

Sound & DCC and Standard DC versions are available in two roadnames each of the following roadnames:

**Amtrak<sup>®</sup>, Boston & Maine,  
Chicago, Burlington & Quincy,  
Chicago & North Western<sup>†</sup>,  
Milwaukee Road, New York Central,  
and Southern.**

A painted yellow unlettered version and an undecorated kit are also available.



The SW1 features a die-cast metal chassis, all-wheel drive and a pre-installed speaker on Sound & DCC and Standard DC versions.

See them all at

[www.walters.com/SW1](http://www.walters.com/SW1)

# HO SCALE | LOCOMOTIVES



**Limited Quantity Available**

**HO EMD GP7 - ESU® LokSound 5 Sound & DCC**

WalthersProto®. One of EMD's most successful diesels, some GP7s are still going strong after 60 years of service! A great addition to your HO Scale roster, these WalthersProto models are packed with features including road-specific details, LED lighting, a rugged WalthersProto drive, superb paint and lettering and ESU LokSound 5 for DCC or DC operation.

920-42425 RI #1263  
Reg. Price: \$354.98 Sale: **\$303.98**



**Limited Quantity Available**

**NEW HO Alco RSC-2 - Standard DC**

WalthersMainline®.

**MILW**

910-10714 #585  
910-10715 #592  
910-10717 #989

**Seaboard**

910-10718 #1521  
910-10719 #1522

**SCL**

910-10720 #1109  
910-10721 #1102

**SOO**

910-10722 #369  
910-10723 #370

**UP†**

910-10724 #1285  
910-10725 #1288

Price: **\$199.98**



**Limited Quantity Available**

**NEW HO Alco RSC-2 - ESU Sound & DCC**

WalthersMainline.

**MILW**

910-20714 #584  
910-20715 #579  
910-20716 #988  
910-20717 #989

**Seaboard**

910-20718 #1521  
910-20719 #1522

**SCL**

910-20720 #1103  
910-20721 #1106

**SOO**

910-20722 #368  
910-20723 #371

**UP†**

910-20724 #1284  
910-20725 #1287

Price: **\$254.98**



**Limited Quantity Available**

**NEW HO GE ES44AC Evolution Series GEVO - Standard DC**

WalthersMainline.

**CSX (B&O Heritage)**

910-10225 #1827

**CSX (C&O Heritage)**

910-10226 #1869

**CSX (Pere Marquette Heritage)**

910-10227 #1899

**NS**

910-10232 #8118

**UP†**

910-10233 #5499

910-10234 #5671

Price: **\$199.99**



**Limited Quantity Available**

**NEW HO GE ES44AC Evolution Series GEVO - ESU Sound & DCC**

WalthersMainline.

**BNSF Railway**

910-20224 #6399

**CSX (B&O Heritage)**

910-20225 #1827

**CSX (C&O Heritage)**

910-20226 #1869

**CSX (Pere Marquette Heritage)**

910-20227 #1899

**NS**

910-20231 #8037

910-20232 #8125

**UP†**

910-20233 #5544

910-20234 #5696

Price: **\$254.98**



**HO USRA 0-6-0 with Short-Haul Tender - Standard DC**

Bachmann.

160-50410 PRR #2402 (black)

160-50411 NP #1052 (black, graphite)

Reg. Price: **\$186.00** Sale: **\$144.98**



**Limited Quantity Available**

**HO Baldwin 4-6-0 - Standard DC**

Bachmann. Features all-metal chassis, operating headlight, worm gear and flywheel drive, 5-pole motor and idler gearbox.

160-52205 Texas & Pacific #316

(black, graphite, gray, tuscan)

Reg. Price: **\$349.00** Sale: **\$295.98**



**Limited Quantity Available**

**HO Baldwin 2-6-2 Prairie with Smoke - Standard DC**

Bachmann. Prepainted and lettered plastic body, all-metal chassis, 5-pole motor and E-Z Mate® knuckle couplers.

160-51504 SOU Railway (green)

160-51513 B&O #2458 (black, graphite)

160-51531 CN #3591 (black, silver)

Reg. Price: **\$219.00** Sale: **\$170.98**

**⚠ FOR ALL ITEMS IN RED. WARNING:** This product can expose you to chemicals including lead and lead compounds, which are known to the State of California to cause cancer and birth defects or other reproductive harm. For more information go to [www.P65Warnings.ca.gov](http://www.P65Warnings.ca.gov).

*Sale products listed in this Flyer were either in stock or expected to be at press time. Because of increased demand for sale-priced items and limited quantities available, some may be out of stock following the printing of this catalog. We reserve the right to correct errors, change prices and modify designs without notice and without obligation to previous purchasers. All rights reserved.*

*Prices and delivery dates of newly announced items shown were accurate at press time, for updates, visit [walthers.com](http://walthers.com).*

©2026 Wm. K. Walthers, Inc. All prices are listed in U.S. dollars. Prices subject to change without notice.

Photos and/or listings of products depicting political or religious themes do not constitute an endorsement by Wm. K. Walthers, Inc.

Select products are not shippable to California.

CSX proprietary marks used by permission of CSX Transportation, Inc.

Wm. K. Walthers, Inc. is an official licensee of Amtrak. Amtrak is a registered service mark of the National Railroad Passenger Corporation.

Accumate® couplers are made under license from Accurail, Inc.

Rock Island logos used with permission of Rock Island Rail.

The BNSF Railway, Burlington Northern, Burlington Route, Colorado and Southern, Denver Road, Frisco, Great Northern Railway, Northern Pacific Railway, Santa Fe, Spokane Portland and Seattle Ry., and Burlington Northern Santa Fe Railway marks are licensed marks owned by BNSF Railway Company.

Products bearing American Refrigerator Transit Company, ART, Chicago & North Western Railway, Chicago & North Western System, Chicago & North Western, CNW, C&NW, Denver & Rio Grande Western, DRGW, D&RG, D&RGW, Rio Grande, Katy Railroad, The Katy, Missouri-Kansas-Texas, MKT, M-K-T, Missouri Pacific Lines, Missouri Pacific, Mo-Pac, MP, Pacific Fruit Express Company, Pacific Fruit Express, PFE, Southern Pacific Railroad Corporation, Southern Pacific Lines, Southern Pacific, SP, St. Louis Southwestern, SSW, Cotton Belt, Cotton Belt Route, Texas & Pacific, T&P, TP, Union Pacific Railroad Company, Union Pacific Railroad, Union Pacific, UP, Union Pacific Fruit Express, UPFE, Western Pacific & WP marks are made under trademark license from Union Pacific Railroad Company.

# HO SCALE | LOCOMOTIVES



**Limited Quantity Available**  
**HO USRA Light 4-6-2 Pacific - Standard DC**  
 Bachmann.  
 160-52902 ACL #1528 (black, graphite, white)  
 Reg. Price: \$419.00 Sale: **\$326.98**



**Limited Quantity Available**  
**HO GE 44-Ton Switcher - Sound & DCC - Sound Value**  
 Bachmann.  
 160-68201 B&O #8301 (blue, yellow)  
 160-68202 Atchison, Topeka & ATSF #468 (Zebra Stripes, black, silver)  
 160-68203 Strasburg #333 (red, yellow, black)  
 160-68204 UP #D.S. 1399 (Armour Yellow, gray, red, "Serves all the West")  
 Reg. Price: \$409.00 Sale: **\$318.98**



**Limited Quantity Available**  
**HO EMD GP40 - Standard DC**  
 Bachmann. Eight-wheel drive loco comes with all-metal chassis, five-pole motor and E-Z Mate® couplers.  
 160-63538 UP #652 (Armour Yellow, gray, red)  
 Reg. Price: \$186.00 Sale: **\$144.98**



**HO EMD SD40-2 w/DCC & Sound**  
 Bachmann. One of EMD's best-selling engines, model features Sound Value SoundTraxx® diesel sound package with prototypical prime mover, 3 air horns, and bell.  
 160-67202 CSX #8013 (blue, yellow, Boxcar Logo)  
 160-67204 NS #3430 (black, white, Horse Head Logo)  
 Reg. Price: \$329.00 Sale: **\$248.98**



**HO PCC Streetcar - Standard DC**  
 Bachmann.  
 160-60511 Philadelphia Transit Company PTC #2334 (green, white)  
 Reg. Price: \$189.00 Sale: **\$146.98**



**HO GE P42 Genesis - Standard DC**  
 Kato. Coreless truck motor drive paired with super-heavy solid metal body mechanism, directional headlights and taillights plus illuminated numberboards.  
 381-376115 Amtrak #108 (50th Anniversary, Phase VI, blue, red)  
 Reg. Price: \$215.00 Sale: **\$173.98**  
 381-376119 Amtrak #203 (Operation Lifesaver 50th Anniversary, black, yellow)  
 Reg. Price: \$220.00 Sale: **\$177.98**

# HO SCALE | PASSENGER CARS



**NEW HO NYC-Style Express Boxcar Troop Sleeper Conversion**  
 WalthersProto®.  
 920-10800 Undecorated  
 Price: \$59.98



**NEW HO CBQ-Style Express Boxcar Troop Kitchen Conversion**  
 WalthersProto.  
 920-10820 Undecorated  
 Price: \$59.98



**NEW HO C&O-Style Express Boxcar Troop Sleeper Conversion**  
 WalthersProto.  
 920-10840 Undecorated  
 Price: \$59.98



**Limited Quantity Available**  
**NEW HO 85' Pullman-Standard Superliner I Diner - Lighted**  
 WalthersProto.  
 920-12036 Amtrak® Phase VI #38000  
 Price: \$134.98



**Limited Quantity Available**  
**HO 73' Budd Baggage Car**  
 WalthersProto.  
 920-13086 Amtrak Phase VI #1211  
 Reg. Price: \$105.98 Sale: **\$90.98**



**Limited Quantity Available**  
**HO 73' Budd Baggage Car**  
 WalthersProto.  
 920-13070 Amtrak Phase I #1040  
 Reg. Price: \$105.98 Sale: **\$90.98**



**Limited Quantity Available**  
**HO 85' Pullman-Standard Superliner I Coach - Lighted**  
 WalthersProto.  
 920-12015 Amtrak Surfliner  
 Reg. Price: \$114.98 Sale: **\$97.98**



**Limited Quantity Available**  
**NEW HO 85' Amfleet I 84-Seat Coach**  
 WalthersProto.  
**Amtrak Phase II**  
 920-11206 Decal  
 920-11207 #21036  
 920-11208 #21070  
**Amtrak Phase III**  
 920-11209 Decal  
 920-11210 #21004  
 920-11211 #21089  
 Price: \$129.98



**Limited Quantity Available**  
**NEW HO 85' Amfleet II 59-Seat Coach**  
 WalthersProto.  
**Amtrak Phase III**  
 920-11223 Decal  
 920-11224 #25000  
 920-11225 #25036  
 Price: \$129.98

**⚠ FOR ALL ITEMS IN RED.**  
 WARNING: Cancer and Reproductive Harm - www.P65Warnings.ca.gov.  
 See page 41.





Limited Quantity Available

**NEW HO 85' Amfleet I 84-Seat Coach - Lighted**

WalthersProto®.  
Amtrak® Phase II  
920-12210 Decal  
920-12211 #21059  
920-12212 #21090  
Amtrak Phase III  
920-12213 Decal  
920-12214 #21003  
Price: \$144.98



Limited Quantity Available

**NEW HO 85' Amfleet II 59-Seat Coach - Lighted**

WalthersProto.  
Amtrak Phase III  
920-12228 Decal  
920-12229 #25047  
920-12230 #25069  
Price: \$144.98



**HO 85' Budd 10-6 Sleeper**

WalthersMainline®.  
910-30113 Amtrak Phase I  
Reg. Price: \$46.98 Sale: \$39.98



**HO 85' Budd Small-Window Coach**

WalthersMainline.  
910-30207 Amtrak Phase I  
Reg. Price: \$46.98 Sale: \$39.98



**HO 60' Thrall Material Handling Car MHC-2**

WalthersMainline.  
910-31100 Amtrak #1550 Phase III  
Reg. Price: \$39.98 Sale: \$33.98



**HO 85' Horizon Fleet Coach**

WalthersMainline.  
910-31000 Amtrak Phase III  
Reg. Price: \$49.98 Sale: \$42.98



**HO Siemens Venture Coach - Amtrak Version**

Bachmann.  
Amtrak (Midwest Scheme, silver, blue, red, white)

160-74501 #4001  
160-74502 #4004  
160-74503 #4008  
160-74504 #4015

Reg. Price: \$164.00 Sale: \$127.98



**HO Business Car Observation - UP #101**

Broadway Limited.  
187-9590 Lone Star (2001-2017 Armour Yellow, gray, red, UP Drumhead)  
187-9591 Lincoln (2020-2025 Armour Yellow, gray, red, UP Drumhead)  
187-9592 Lincoln (Armour Yellow, gray, red, Big Boy Tour Drumhead)  
187-9593 Lone Star (Armour Yellow, gray, red, blue, "150 Years")  
187-9595 Lone Star (Armour Yellow, gray, "Building America")  
Reg. Price: \$129.99 Sale: \$116.98

## HO SCALE | FREIGHT CARS



Limited Quantity Available

**NEW HO 55' Trinity Modified 30,145-Gallon Tank Car**

WalthersProto®.  
CIT Group CBTX  
920-100762 #740706  
920-100764 #742095  
920-100765 #742133  
Dow Chemical DOWX  
920-100766 #73178  
920-100767 #73214  
920-100768 #73231  
920-100769 #73247  
Jefferson JRTX  
920-100770 #11022  
920-100771 #11048  
920-100772 #11083  
920-100773 #11101  
Conoco Phillips PPRX  
920-100774 #660017  
920-100775 #660038  
920-100776 #660440  
920-100777 #660606  
Shell Oil SCMX  
920-100778 #6161  
920-100779 #6284  
920-100780 #6492  
920-100781 #6510  
Trinity Industries Leasing TILX  
920-100782 #351292  
920-100783 #351442  
920-100784 #351465  
920-100785 #351469  
Price: \$59.98



Limited Quantity Available

**NEW HO 89' Greenbrier TTX 110-Ton Flatcar**

WalthersProto.  
Greenbrier Management Services AOKX  
920-104622 #44015  
920-104623 #44185  
920-104624 #44291  
Lake Michigan & Indiana LMIC  
920-104625 #890108  
920-104626 #890115  
920-104627 #890119  
TTX TPDY  
920-104628 #192354  
920-104629 #192707  
920-104630 #192713  
TTX TPDY (Military Use Only)  
920-104631 #190035  
920-104632 #190097  
920-104633 #190166  
920-104634 #190186  
920-104635 #190233  
920-104636 #190445  
Price: \$74.98



Limited Quantity Available

**HO Gunderson As-Built All-Purpose 48' Well Car**

WalthersProto.  
920-109200 Undecorated  
Price: \$59.98



Limited Quantity Available

**NEW HO 55' Evans 4780 Covered Hopper**

WalthersProto.  
ADM-Milling UELX  
920-106170 #60136  
920-106171 #60155  
920-106172 #60191  
Armstrong USLX  
920-106174 #20804  
920-106175 #20808  
920-106176 #20813  
Aurora Coop USLX  
920-106178 #26116  
920-106179 #26120  
920-106180 #26129  
Clay Center USLX  
920-106182 #26283  
920-106183 #26288  
920-106184 #26291  
FMC USLX  
920-106186 #20123  
920-106187 #20149  
920-106188 #20252  
Greenwood USLX  
920-106190 #26330  
920-106193 #26344  
Hampton Co-op USLX  
920-106194 #26261  
920-106195 #26263  
920-106196 #26264  
Louis Dreyfus USLX  
920-106198 #20544  
920-106199 #20573  
920-106200 #20654  
Price: \$59.98



# **WALTHERSPROTO<sup>®</sup>** **HEAVYWEIGHT ICONS**

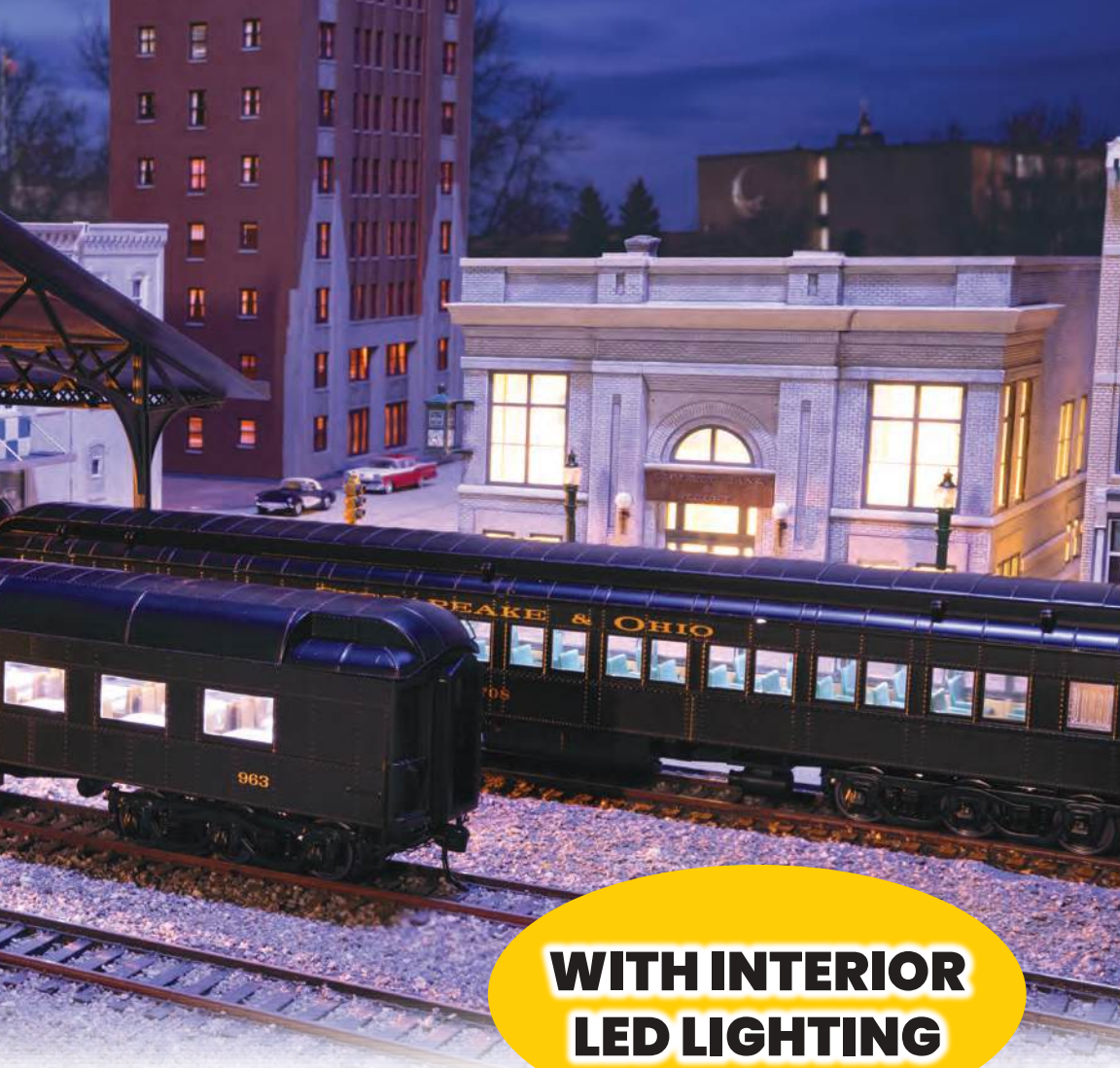
## **WalthersProto<sup>®</sup> H0 Heavyweight Cars IN STOCK**

**85' Pullman-Built Heavyweight 36-Seat Diner 920-17700 to 920-17710**

**85' Pullman-Built Heavyweight Paired-Window Coach 920-17600 to 920-17615**

Add two heavyweight icons to your H0 scale passenger fleet with this new run of WalthersProto H0 Heavyweight 85' 36-seat diners and paired-window coaches. The Pullman-built prototypes for these early steel cars moved passengers across North America from the early 1900s through the 1960s and beyond in secondary service.

Fully detailed inside and out, the WalthersProto models include full interior seating and dining compartments with overhead LED interior lighting. From factory installed handrails and underbody to accurate six-wheel trucks and metal RP25 wheels and Proto MAX™ knuckle couplers, these heavyweights are sure to be the pride of your roster!



**WITH INTERIOR  
LED LIGHTING**



920-17704 85' Pullman-Built Heavyweight 36-Seat Diner C&O #963 Michies Tavern



920-17704 85' Pullman-Built Heavyweight Paired-Window Coach Union Pacific† #1224

**See all the available roadnames and numbers at  
[www.walthers.com/heavyweights](http://www.walthers.com/heavyweights).**



**Limited Quantity Available**

**HO 50' Gunderson Hi-Cube Paper Service Boxcar**

WalthersProto®.

**BNSF Railway**

920-101713 #726514

920-101714 #726517

Reg. Price: \$54.98 Sale: \$46.98



**Limited Quantity Available**

**HO 50' PC&F Insulated Boxcar**

WalthersMainline®.

**ATSF**

910-2845 #525306

910-2846 #525325

910-2847 #525333

910-2848 #525340

**BN**

910-2849 #745039

910-2850 #745045

910-2851 #745058

910-2852 #745086

**C&O**

910-2853 #22698

910-2854 #22742

910-2855 #22743

910-2856 #23066

**SLSF**

910-2857 #6348

910-2858 #6355

910-2859 #6367

910-2860 #6393

**Mountain Pine Lumber**

910-2861 #1001

910-2862 #1002

910-2863 #1009

910-2864 #1027

**SOO**

910-2865 #177602

910-2866 #177620

910-2867 #177654

910-2868 #177670

**UP<sup>†</sup>**

910-2869 #499129

910-2870 #499148

910-2871 #499178

910-2872 #499181

Reg. Price: \$34.98 Sale: \$29.98



**Limited Quantity Available**

**NEW HO 60' Pullman-Standard Double Door Auto Parts Boxcar**

WalthersMainline.

910-3400 Undecorated

Price: \$54.98

<sup>†</sup>Union Pacific licensed product



**HO 73' Greenville 7,000-Cubic Foot**

**Wood Chip Hopper**

WalthersMainline.

**CSX**

910-56340 #433315

910-56341 #433322

910-56342 #433332

910-56343 #433406

910-56344 #433450

910-56345 #433489

**KCS**

910-56346 #503151

910-56347 #503304

910-56348 #503908

910-56349 #504131

**Meridian & Bigbee**

910-56350 #2004

910-56351 #2012

910-56352 #2017

910-56353 #2020

**MP**

910-56354 #592808

910-56355 #592904

910-56356 #592955

910-56357 #592985

**NS**

910-56358 #199459

910-56359 #199475

910-56360 #199497

910-56361 #199500

**Seaboard System**

910-56362 #432201

910-56364 #432237

910-56365 #433312

**SOU Railway (brown)**

910-56366 #134151

**SOU Railway (black)**

910-56370 #134084

910-56371 #134195

910-56372 #134213

910-56373 #134215

Reg. Price: \$59.98 Sale: \$49.98

910-6750 Undecorated

Reg. Price: \$49.98 Sale: \$42.98



**Limited Quantity Available**

**NEW HO 39' Trinity 3281 2-Bay**

**Covered Hopper**

WalthersMainline.

**Arkansas-Oklahoma Railroad**

910-49302 #492353

**CBFX**

910-49306 #303828

910-49307 #303859

910-49308 #303929

**Keg River**

910-49313 #244027

910-49314 #244063

910-49315 #244068

910-49316 #244197

**UP<sup>†</sup>**

910-49327 #93987

**Winchester & Western**

910-49330 #9576

910-49331 #9595

910-49332 #9693

Price: \$39.98



**Limited Quantity Available**

**HO 68' Railgon Gondala**

WalthersMainline.

910-6467 CSX #491756

910-6484 UP<sup>†</sup> #96266

Reg. Price: \$38.98 Sale: \$32.98



**Limited Quantity Available**

**NEW HO 40' PS-1 Boxcar**

WalthersMainline.

**CP**

910-45501 #268820

910-45502 #269030

**C&O**

910-45503 #15180

910-45504 #15698

**Chicago & Eastern Illinois<sup>†</sup>**

910-45505 #65580

910-45506 #65588

**CNW<sup>†</sup>**

910-45507 #6264

910-45508 #6275

**Copper Range**

910-45509 #4020

910-45510 #4023

**Duluth, South Shore & Atlantic**

910-45511 #15020

910-45512 #15036

**MKT<sup>†</sup>**

910-45513 #97675

910-45514 #97686

**Port Huron & Detroit**

910-45515 #1158

910-45516 #1167

Price: \$39.98



**Limited Quantity Available**

**HO 53' Corrugated-Side Gondala**

WalthersMainline.

**BN**

910-6075 #565479

910-6076 #565504

**CR**

910-6077 #577614

910-6078 #577647

**Great Northern**

910-6079 #78408

910-6080 #78511

**MP**

910-6081 #640554

**PRR**

910-6085 #387815

910-6086 #387817

**PC**

910-6087 #576000

910-6088 #576108

**UP<sup>†</sup>**

910-6089 #31202

910-6090 #31217

Reg. Price: \$39.98 Sale: \$33.98



**HO 50' Waffle Side Boxcar**  
WalthersMainline®.  
910-46700 Undecorated  
Reg. Price: \$39.98 Sale: **\$33.98**



**Limited Quantity Available**  
**NEW HO 60' NSC 1510 3-Bay Covered Hopper**  
WalthersMainline.  
**Archer-Daniels-Midland**  
910-7737 #52235  
910-7738 #52285  
910-7739 #52343  
**CN**  
910-7743 #386524  
910-7744 #386555  
910-7745 #386573  
**UP†**  
910-7746 #20615  
910-7747 #20643  
910-7748 #20655  
**Dakota, Minnesota & Eastern**  
910-7749 #51302  
**Richardson TRGX**  
910-7752 #855060  
910-7753 #855062  
910-7754 #855070  
Price: \$44.98



**Limited Quantity Available**  
**NEW HO International Bay Window Caboose**  
WalthersMainline.  
**Chessie System C&O**  
910-8671 #904115  
910-8672 #904132  
**CR**  
910-8673 #21042  
910-8674 #21045  
**Erie Lackawanna**  
910-8675 #C308  
910-8676 #C312  
**RI**  
910-8677 #17210  
910-8678 #17081  
**SOU Railway**  
910-8679 #X236  
910-8680 #X245  
**UP†**  
910-8681 #24508  
Price: \$54.98



**NEW HO ACF 1958 Cu Ft Covered Hopper**  
WalthersMainline.  
910-49700 Undecorated  
Price: \$39.98



**Limited Quantity Available**  
**HO 81' 8-Axle Depressed Center Flatcar**  
WalthersMainline.  
910-50200 Undecorated  
Price: \$49.98



**Limited Quantity Available**  
**NEW HO 70-Ton AAR 3-Bay Open Hopper**  
WalthersMainline.  
**Alaska**  
910-56734 #14720  
910-56735 #14737  
910-56736 #14765  
**C&O**  
910-56737 #105016  
910-56738 #105134  
910-56739 #105192  
910-56740 #105250  
**CB&Q**  
910-56741 #173020  
910-56742 #173037  
910-56743 #173089  
910-56744 #173141  
**DRGW†**  
910-56745 #18900  
910-56746 #18934  
910-56747 #18962  
910-56748 #18977  
**N&W**  
910-56749 #104475  
910-56750 #104486  
910-56751 #104550  
910-56752 #104619  
**SOU**  
910-56753 #71465  
910-56754 #71631  
910-56755 #71770  
910-56756 #71876  
**WM**  
910-56757 #70020  
910-56758 #70036  
910-56759 #70055  
910-56760 #70097  
Price: \$39.98



**HO 20' Corrugated Container with Flat Panel - Assembled**  
Walthers SceneMaster™.  
949-8002 Evergreen  
Reg. Price: \$12.98 Sale: **\$10.98**



**HO 20' Tank Container - Kit**  
Walthers SceneMaster™.  
949-8103 Bond  
Reg. Price: \$12.98 Sale: **\$10.98**

*†Union Pacific licensed product*



**HO 20' Corrugated Container - Assembled**  
Walthers SceneMaster.  
949-8056 China Shipping (green, white, Billboard Lettering)  
949-8057 Mediterranean Shipping Co. (MSC) (yellow)  
949-8059 Mediterranean Shipping Co. (MSC) (red)  
949-8062 CMA (blue, white, red)  
949-8063 Gateway (gray)  
949-8071 China Ocean Shipping Company (gray, blue)  
Reg. Price: \$12.98 Sale: **\$10.98**



**HO 40' Corrugated Container - Assembled**  
Walthers SceneMaster.  
949-8151 China Shipping  
949-8152 Genstar  
949-8153 K-Line (red, white)  
949-8154 XTRA (brown, white)  
949-8155 China Ocean Shipping Co.  
Reg. Price: \$13.98 Sale: **\$11.98**



**HO 40' Hi Cube Corrugated Container w/Flat Roof - Assembled**  
Walthers SceneMaster.  
949-8203 K-Line  
Reg. Price: \$13.98 Sale: **\$11.98**



**HO 40' Hi-Cube Corrugated-Side Container - Assembled**  
Walthers SceneMaster.  
949-8253 Hyundai (orange, white, green, yellow)  
949-8259 American President Lines APL (blue, white)  
949-8263 Matson (gray, blue)  
949-8264 Mitsui OSK Lines (black, white, red, Alligator Logo)  
949-8265 NYK Lines (blue, white, red)  
949-8266 TEX (brown, white)  
949-8276 Ocean Network Express - ONE (white, magenta)  
Reg. Price: \$14.98 Sale: **\$12.98**



**HO 40' Hi Cube Smooth Side Reefer Container - Assembled**  
Walthers SceneMaster.  
949-8351 K-Line (grey, red, white)  
949-8357 CMA-CGM  
Reg. Price: \$13.98 Sale: **\$11.98**



## HO 48' Smooth Side Container - Assembled

Walthers SceneMaster™.  
949-8455 J.B. Hunt Transport  
Reg. Price: \$13.98 Sale: **\$11.98**



## HO 48' Ribbed Side Container - Assembled

Walthers SceneMaster.  
949-8464 CSX Intermodal (white, blue)  
949-8465 NS/Triple Crown (white, black, red)  
949-8472 J.B. Hunt (white, yellow, black)  
Reg. Price: \$13.98 Sale: **\$11.98**



## HO 53' Singamas Corrugated Side Container

Walthers SceneMaster.  
949-8501 CN (white, black, green)  
949-8502 CSX Transportation (blue, yellow, Boxcar Logo)  
949-8503 EMP (green, yellow)  
949-8504 FedEx MultiModal (gray, purple)  
949-8506 J.B. Hunt Intermodal (white, yellow, green)  
949-8507 Pacer Stacktrain (blue, white, red)  
949-8517 Sea Star (blue, red, white)  
949-8521 Hub Group (red, white)  
949-8522 J.B. Hunt (white, yellow, black)  
949-8536 CP (red, large CP)  
Reg. Price: \$15.98 Sale: **\$13.98**



## HO 45' CIMC Container - Assembled

Walthers SceneMaster.  
949-8560 DHL (yellow, red)  
Reg. Price: \$13.98 Sale: **\$11.98**



## HO 28' Container with Chassis 2-Pack - Assembled

Walthers SceneMaster.  
949-8601 United Parcel Service (Modern Shield Logo, gray, brown, yellow)  
Reg. Price: \$31.98 Sale: **\$26.98**



## HO 53' Reefer Container - Assembled

Walthers SceneMaster.  
949-8706 J.B. Hunt  
949-8708 Tiger Cool Express  
Reg. Price: \$18.98 Sale: **\$15.98**



## HO ACF 17,360-Gallon Tank Car - Master

Atlas.  
150-20007569 TriCal TALX #16 (gray, white)  
Reg. Price: \$54.95 Sale: **\$44.98**



## HO 250-Ton Crane Derrick with Boom Tender - Silver Series

Bachmann. Perfect for your work train fleet, this matching 250-ton HO crane and boom car come fully assembled with metal wheels, anti-magnetic axles and E-Z Mate® magnetic couplers. The crane can be swiveled 360-degrees and a removable knob is included to position the boom.  
160-16104 CN  
Reg. Price: \$98.00 Sale: **\$75.98**



## HO Pullman-Standard PS-1 40' Steel Boxcar - Silver Series

Bachmann.  
160-16001 GN #2357 (green, orange)  
160-16002 C&O #13098 (blue, yellow, Large C&O Logo, LCL)  
160-16003 B&M #2109 (blue, black, white, McGinnis BM Logo)  
Reg. Price: \$44.00 Sale: **\$33.98**



## HO 40' Gondola - Silver Series

Bachmann.  
160-17211 GN #75733 (Boxcar Red, Rocky Silhouette Logo)  
160-17219 NYC #605699  
Reg. Price: \$35.00 Sale: **\$26.98**



**FOR ALL ITEMS IN RED.**  
**WARNING:** Cancer and Reproductive Harm - [www.P65Warnings.ca.gov](http://www.P65Warnings.ca.gov). See page 41.



## Limited Quantity Available

## HO 40' Single-Dome Tank Car - Silver Series

Bachmann.  
160-17818 SP #62820  
Reg. Price: \$44.00 Sale: **\$33.98**



## HO 52' Depressed-Center Flatcar

Bachmann.  
160-18349 Empty Car Only, Undecorated  
Reg. Price: \$37.00 Sale: **\$28.98**



## Limited Quantity Available

## HO Canadian Cylindrical 4-Bay Grain Hopper - Silver Series

Bachmann.  
160-19129 CP  
160-19138 Alberta Heritage Fund Edmonton  
160-19145 CN  
Reg. Price: \$47.00 Sale: **\$36.98**



## Limited Quantity Available

## HO USRA 55-Ton Outside-Braced Hopper with Load - Silver Series

Bachmann.  
160-19518 CB&Q #189301 (red, black, white)  
Reg. Price: \$45.00 Sale: **\$34.98**



## Limited Quantity Available

## HO 40' Wood Reefer - Silver Series

Bachmann.  
160-19809 Bright's Wines (yellow, Boxcar Red, red)  
Reg. Price: \$49.00 Sale: **\$37.98**



## HO 55' Steel Coil Car w/Round Hoods

Bachmann.  
160-71404 UP #249254  
Reg. Price: \$82.00 Sale: **\$63.98**



**Limited Quantity Available**

**HO GATX 4180 Airslide Covered Hopper**

Bachmann.

160-70615 UP #20426 (silver, red)

160-70618 GATX #56131 (2-Tone Blue, yellow)

160-70619 UP #20343 (silver, red)

Reg. Price: \$65.00 Sale: \$50.98



**Limited Quantity Available**

**HO Transfer Caboose**

Bachmann.

160-76403 SP #1 (orange, red)

Reg. Price: \$87.00 Sale: \$67.98



**Limited Quantity Available**

**HO ACF Log Car w/Logs - Silver Series**

Bachmann. Based on cars in service from 1935 to 1960, assembled model is complete with blackened metal wheels, and non-magnetic axles, plus body-mounted couplers.

160-18849 1935-1960 Version (Boxcar Red)

Reg. Price: \$82.00 Sale: \$63.98




**Limited Quantity Available**

**HO 41' Flatcar - Kit**

Central Valley.

210-1003 NP pkg(2)

Reg. Price: \$18.95 Sale: \$15.98



**HO Pullman-Standard PS-1 40' Boxcar w/7' Door**

Kadee.

380-4839 WP #20813

Reg. Price: \$46.99 Sale: \$41.98



**HO Basic 200-Ton 4-Truck Hot Metal Bottle Car - Kit**

State Tool & Die.

661-710 Undecorated (Cone Ends)


Reg. Price: \$49.95 Sale: \$44.98



**FOR ITEMS IN GREEN.**

**WARNING:** Cancer and Reproductive Harm - www.P65Warnings.ca.gov.

# HO SCALE | STRUCTURES



**HO City Water Tower - Built-ups**

Walthers Cornerstone®.

Landmarks for small towns, big cities and factories since the early 1900s, assembled models come preapainted with conical roof, caged ladder, concrete base, and a set of alphabet decals.

933-2825 Assembled - Black - 3-3/4 x 3-3/4 x 11"

9.3 x 9.3 x 27.5cm

Reg. Price: \$53.98 Sale: \$45.98



**HO Motorized 90' Turntable**

Walthers Cornerstone.

A must-have for your engine terminal, turntables like this have been in service from the days of steam to the present.

User-friendly installation and programming instructions are included for the improved control box, along with mounting templates. Use on layouts with DC or DCC train control.

933-2860 Assembled - 13-3/4" 34.9cm Overall Diameter

Reg. Price: \$395.98

Sale: \$338.98



**HO 3-Stall Modern Roundhouse Addition**

Walthers Cornerstone.

Easily expands roundhouse with additional stalls.

933-2901 Kit -

16 x 20-1/8 x 5-1/2"

40.6 x 51.1 x 14cm

Reg. Price: \$74.98 Sale: \$63.98



**HO McGraw Oil Company**

Walthers Cornerstone.

Patterned after a typical trackside oil dealer, kit includes two different pumphouses with truck loading booms, four vertical tanks and a retention berm, tank car unloading rack and decals.

933-2913 Kit -

6-1/2 x 8-7/8 x 5"

16.5 x 22.5 x 12.7cm

Reg. Price: \$52.98 Sale: \$44.98



**HO Motorized 130' Turntable DC/DCC**

Walthers Cornerstone.

Features 180-degree bridge rotation, programmable indexing for up 99 different tracks and simplified LED display. Comes with motor control box.

933-2859 Assembled -

19-1/8" 47.8cm Overall Diameter

Reg. Price: \$397.98

Sale: \$339.98



**HO Machine Shop**

Walthers Cornerstone.

Features a boiler house, large roll-up doors than can built open or closed and baseplate with slots that accept popular rail sizes.

933-2902 Kit -

13-5/8 x 8-3/4 x 5-1/8"

34.6 x 22.2 x 13cm

Reg. Price: \$67.98 Sale: \$57.98



**HO Magic Pan Commercial Bakery**

Walthers Cornerstone.

Includes main building with truck loading doors, storage silos and more.

933-2915 Kit -

16 x 8 x 3-1/2"

40.6 x 20.3 x 8.8cm

Reg. Price: \$94.98 Sale: \$80.98



**HO Brick Freight House**

Walthers Cornerstone.

933-2954 Kit -

9-3/4 x 9-3/8 x 4-3/8"

24.8 x 23.8 x 11.1cm

Reg. Price: \$47.98 Sale: \$40.98



**HO Water Street Freight Terminal**

Walthers Cornerstone.

933-3009 Kit -

20-1/2 x 6-1/4"

52 x 15.8cm

Reg. Price: \$42.98 Sale: \$36.98



**HO Central Gas & Supply**

Walthers Cornerstone.

933-3011 Kit

Reg. Price: \$36.98 Sale: \$31.98



**HO Elevator Add-on Silos**

Walthers Cornerstone.

933-3023 Kit -

9 x 4-1/2 x 9"

22.8 x 11.4 x 22.8cm

Reg. Price: \$40.98 Sale: \$34.98

# BEAUTY IS NOT JUST SKIN DEEP



933-4702 SPACES Hole-In-One Donut Shop

933-4703 SPACES Vintage Gas Station

ADD HEART TO YOUR STRUCTURES WITH

SPACES<sup>by</sup> CORNERSTONE

Your buildings should look good on the outside AND the inside. **SPACES by Cornerstone™** is an exciting new line designed to do just that by adding depth and ambiance to popular HO Cornerstone structures. Featuring **detailed laser-cut, printed interiors** and **LED lighting**, each kit transforms empty buildings into vibrant, lit scenes. With five great kits to choose from, and more on the way, be sure to order yours today!

933-4700  
Merchant's Row I  
Interior Kit

933-4701  
Vintage Dairy  
Queen® Interior Kit

933-4702  
Hole-In-One Donut  
Shop Interior Kit

933-4703  
Vintage Gas  
Station Interior Kit

933-4704  
Brick Cape Cod  
House Interior Kit

[www.walthers.com/spaces](http://www.walthers.com/spaces)



**HO ADM® Concrete Grain Elevator**  
Walthers Cornerstone®.  
Patterned after concrete elevators used since the 1950s, detailed kit includes an elevator, eight storage silos, dust bins, head house and sheds for rail and trucks. Full-color ADM logos and billboard sign decal are also included.  
933-3022 Kit - 13-1/2 x 9 x 13-1/2" 33.7 x 23.7 x 33.7cm  
**Reg. Price: \$63.98 Sale: \$54.98**



**HO Red Wing Milling Co.**  
Walthers Cornerstone.  
Captures the look and feel of contemporary flour mills in a size that fits most layouts, with truck and rail loading facilities, blowers, vents, separate doors and windows, and full-color decal signs.  
933-3026 Kit - 8 x 11 x 10-3/8" 20.3 x 28 x 26.4cm  
**Reg. Price: \$57.98 Sale: \$49.98**



**HO Vulcan Manufacturing Company**  
Walthers Cornerstone.  
Steel fabricators like Vulcan Manufacturing Co. generate lots of business for local railroads. Perfect for all popular modeling eras, kit includes detailed main building, tall smoke stack, plus trusses and a canopy roof to model an overhead crane. Decals for the big Vulcan Manufacturing sign out front are also included.  
933-3045 Kit - 9 x 9-3/8 x 8" 22.9 x 23.8 x 20.3cm  
**Reg. Price: \$58.98 Sale: \$49.98**



**HO Mountain Lumber Company Sawmill**  
Walthers Cornerstone.  
Typical of buildings constructed from the 1920s to the 1940s and still in use today, model fits easily into steam- or diesel-era layouts.  
933-3058 Kit  
**Reg. Price: \$104.98 Sale: \$89.98**



**HO Oil Loading Platform**  
Walthers Cornerstone.  
933-3104 Kit - 7 x 13/16" 17.8 x 2.1cm  
**Reg. Price: \$15.98 Sale: \$13.98**



**HO Grain Conveyor**  
Walthers Cornerstone.  
933-3124 Kit - 3/4 x 9/16 x 10-5/8" 1.9 x 1.4 x 26.9cm  
**Reg. Price: \$21.98 Sale: \$18.98**



**HO Grain Dryer**  
Walthers Cornerstone.  
933-3128 Kit  
**Reg. Price: \$20.98 Sale: \$17.98**



**HO Sawmill Outbuildings**  
Walthers Cornerstone.  
933-3144 Kit pkg(4)  
**Reg. Price: \$47.98 Sale: \$40.98**



**HO Heavy-Duty Overhead Crane**  
Walthers Cornerstone.  
933-3150 Kit - 11 x 2-3/8 x 2-5/16" 27.5 x 5.9 x 5.7cm  
**Reg. Price: \$21.98 Sale: \$18.98**



**HO Tall Oil Storage Tank w/Berm**  
Walthers Cornerstone.  
933-3168 Kit - Tank: 6" Diameter x 6-1/4" Tall 15.2 x 15.9cm  
**Reg. Price: \$52.98 Sale: \$44.98**



**HO Tanker Truck Loading Rack**  
Walthers Cornerstone.  
933-3169 Kit - 7 x 3-1/2 x 3-3/16" 17.8 x 8.9 x 8.1cm  
**Reg. Price: \$36.98 Sale: \$31.98**



**HO Walking Beam-Horse Head Oil Pump**  
Walthers Cornerstone.  
933-3170 Kit - 4-1/4 x 1-5/8 x 3" 10.8 x 4 x 7.6cm  
**Reg. Price: \$36.98 Sale: \$31.98**



**HO Butterfly Style Station Platform Shelter**  
Walthers Cornerstone.  
933-3175 Kit pkg(4) - Each Section: 11 x 2-1/8 x 2-1/4" 27.5 x 5.3 x 5.6cm  
**Reg. Price: \$36.98 Sale: \$31.98**



**HO Plant No. 4 Background Building**  
Walthers Cornerstone.  
933-3183 Kit - 6 x 2-1/4 x 7-1/2" 15 x 5.6 x 18.7cm  
**Reg. Price: \$33.98 Sale: \$28.98**



**HO Track Scales**  
Walthers Cornerstone.  
933-3199 Kit  
**Reg. Price: \$36.98 Sale: \$31.98**



**HO Vintage Dairy Queen®**  
Walthers Cornerstone.  
933-3484 Kit - 5-1/16 x 3-1/2 x 2-3/8" 12.8 x 8.8 x 6cm  
**Reg. Price: \$36.98 Sale: \$31.98**



**HO DQ Grill & Chill®**  
Walthers Cornerstone.  
933-3485 Kit - 7-1/4 x 5-3/8 x 2-3/4" 18.4 x 13.6 x 6.9cm  
**Reg. Price: \$42.98 Sale: \$36.98**

DQ®, Dairy Queen®, and the ellipse shaped logo, are trademarks owned or licensed by American Dairy Queen Corp. Manufactured under license from American Dairy Queen Corp.

\*Sorry, this product is not shippable outside the United States or Canada



**HO Country Store**  
Walthers Cornerstone.  
933-3491 Kit - 6 x 3-5/8 x 2-3/4" 15.2 x 9.2 x 6.9cm  
**Reg. Price: \$41.98 Sale: \$35.98**



**HO Industrial Storage Tanks**  
Walthers Cornerstone.  
933-3514 Kit  
**Reg. Price: \$18.98 Sale: \$15.98**



**HO Golden Valley Depot**  
Walthers Cornerstone.  
933-3532 Kit - 6-1/2 x 3-3/8 x 4" 16.2 x 8.4 x 10cm  
**Reg. Price: \$41.98 Sale: \$35.98**



**HO Pennsylvania System Brick Combination Station**  
Walthers Cornerstone®.  
933-3553 Kit -  
12-5/8 x 6 x 3-15/16"  
32 x 15 x 10cm  
Reg. Price: \$52.98 Sale: \$44.98



**HO Victoria Springs Station**  
Walthers Cornerstone.  
933-3555 Kit -  
4-7/16 x 3-13/16 x 3-5/16"  
11.2 x 9.6 x 8.4cm  
Reg. Price: \$29.98 Sale: \$25.98



**HO Quonset Hut**  
Walthers Cornerstone.  
933-3560 Kit -  
6-9/16 x 2-3/4 x 1-1/2"  
16.6 x 6.9 x 3.8cm  
Reg. Price: \$26.98 Sale: \$22.98



**HO Converted Quonset Hut**  
Walthers Cornerstone.  
933-3561 Kit -  
6-9/16 x 2-3/4 x 2-1/8"  
16.6 x 6.9 x 5.3cm  
Reg. Price: \$26.98 Sale: \$22.98



**HO Aunt Lucy's House**  
Walthers Cornerstone.  
933-3651 Kit -  
4 x 5-3/4 x 5-1/8"  
10.2 x 14.6 x 13cm  
Reg. Price: \$41.98 Sale: \$35.98



**HO Grocery Distributor**  
Walthers Cornerstone.  
933-3760 Kit -  
12-13/16 x 9"  
32 x 22.5cm  
Reg. Price: \$47.98 Sale: \$40.98



**HO Cottage Grove Church**  
Walthers Cornerstone.  
933-3655 Kit -  
7 x 3-1/2 x 8"  
17.8 x 8.9 x 20.3cm  
Reg. Price: \$52.98 Sale: \$44.98



**HO Subway Entrance**  
Walthers Cornerstone.  
933-3762 Kit pkg(2) -  
Builds 2 Complete Models  
Reg. Price: \$23.98 Sale: \$20.98



**HO City Apartment Background Building**  
Walthers Cornerstone.  
933-3770 Kit -  
8-1/8 x 5-3/16 x 12-11/16"  
20.6 x 13.2 x 32.2cm  
Reg. Price: \$53.98 Sale: \$45.98



**HO Framed Ranch Tract House**  
Walthers Cornerstone.  
933-3775 Kit -  
5-1/2 x 4-1/8 x 2-1/4"  
13.9 x 10.4 x 5.7cm  
Reg. Price: \$29.98 Sale: \$25.98



**HO Cape Cod House**  
Walthers Cornerstone.  
933-3776 Kit -  
4-1/4 x 3-5/8 x 3"  
10.7 x 9.2 x 7.6cm  
Reg. Price: \$29.98 Sale: \$25.98



**HO American Bungalow**  
Walthers Cornerstone.  
Features a highly detailed roof and front porch, printed paper window curtains, gas and electric meters, and plastic parts molded in white and gray.  
933-3787 Kit -  
6-11/32 x 3-5/8 x 3-1/2"  
16.1 x 9.1 x 8.8cm  
Reg. Price: \$36.98 Sale: \$31.98



**HO Company House**  
Walthers Cornerstone.  
933-3790 Kit pkg(2) -  
6-7/16 x 2-13/16 x 3-3/4"  
16.3 x 7.1 x 9.4cm  
Reg. Price: \$47.98 Sale: \$40.98



**HO Updated American Bungalow w/Single-Car Garage**  
Walthers Cornerstone.  
Features an enclosed front porch, two optional roof dormers and detailed hip roof, and there's a one-car garage with interior framing.  
933-3791 Kit - House:  
6-11/32 x 3-5/8 x 3-1/2"  
16.1 x 9.1 x 8.8cm  
Reg. Price: \$46.98 Sale: \$39.98




**HO Two-Car Garage**  
Walthers Cornerstone.  
933-3793 Kit -  
3-1/8 x 3-1/8 x 2"  
7.9 x 7.9 x 5cm over eaves  
Reg. Price: \$23.98 Sale: \$20.98



**HO Single-Car Garage**  
Walthers Cornerstone.  
933-3796 Kit pkg(2) -  
2-5/8 x 1-5/8 x 1-11/16"  
6.6 x 4 x 4.1cm  
Reg. Price: \$29.98 Sale: \$25.98



**NEW HO Railroad Paint Shop**  
Walthers Cornerstone.  
933-3909 Kit -  
10-1/4 x 11 x 4-1/8"  
26.04 x 27.94 x 10.48cm  
Price: \$59.98



**HO Two-Bay Fire Station**  
Walthers Cornerstone.  
933-4022 Kit -  
8 x 4-7/8 x 5-1/2"  
20.3 x 12.4 x 14cm  
Reg. Price: \$42.98 Sale: \$36.98



**HO Merchant's Row IV**  
Walthers Cornerstone.  
933-4040 Kit -  
10-5/8 x 6-11/32 x 4-3/4"  
27 x 16.1 x 12cm  
Reg. Price: \$46.98 Sale: \$39.98



**HO Diamond Coal Corporation**  
Walthers Cornerstone.  
Based on a typical small trackside coal tippie for loading hoppers or gondolas, this easy-to-build kit features realistic corrugated metal construction, steel supports and separate ladders and stairways. The kit also includes a conveyor with supports that can be run underground to simulate a distant mine head.  
933-4046 Kit -  
19-3/8 x 13-3/16 x 7-1/2"  
49.2 x 33.4 x 19cm  
Reg. Price: \$57.98 Sale: \$49.98



**HO Merchant's Row VII**  
Walthers Cornerstone®.  
Includes left-corner block  
with 3 different stores.  
933-4044 Kit -  
10-1/2 x 6-7/8 x 5-3/8"  
26.6 x 15.5 x 13.6cm  
Reg. Price: \$47.98 Sale: \$40.98



**HO Trackside Oil Dealer  
w/Storage Tanks**  
Walthers Cornerstone. Add  
an authentic trackside  
business to your railroad  
with this compact,  
versatile kit. Small oil  
dealers like this were a  
common sight from the  
1920s to the 1990s, and  
some are still in operation.  
Parts for five storage  
tanks, piping and other  
details are included, along  
with a corrugated office  
and warehouse, printed  
signs and more.  
933-4059 Kit  
Reg. Price: \$57.98 Sale: \$49.98



**HO Vintage Trackside  
Structures**  
Walthers Cornerstone.  
Kit includes parts for  
five authentic structures:  
Blacksmith Shop & Coal  
Box, Small Shed, Pump  
House, Water Closet/  
Outhouse and Engineering  
Office & Coal Box.  
933-4060 Kit  
Reg. Price: \$29.98 Sale: \$25.98



**HO Flag Stop Station**  
Walthers Cornerstone.  
933-4061 Kit -  
3-3/8 x 3-1/16 x 2-7/8"  
8.57 x 7.78 x 7.3cm  
Reg. Price: \$26.98 Sale: \$22.98



**HO Milk Platform**  
Walthers Cornerstone.  
933-4062 Kit -  
3-7/16 x 1-1/2 x 1-7/8"  
8.73 x 3.81 x 4.76cm  
Reg. Price: \$26.98 Sale: \$22.98



**HO Truck & Rail Scale**  
Walthers Cornerstone.  
933-4068 Kit -  
Large Truck Scale w/Sign:  
14-1/16 x 2-15/16 x 3"  
35.7 x 7.4 x 7.6cm,  
Small Truck Scale:  
9-1/4 x 2-1/8"  
23.4 x 5.3cm,  
Track Scales each:  
4-1/8 x 1-5/8"  
10.4 x 4.1cm,  
Large Scale House:  
1-15/16 x 1-1/4"  
4.9 x 3.1cm,  
Small Scale House:  
1 x 1-1/8" 2.5 x 2.8cm  
Reg. Price: \$29.98 Sale: \$25.98



**HO Modern Yard Office**  
Walthers Cornerstone.  
933-4078 Kit -  
3 x 2-3/8 x 15/16"  
7.6 x 6 x 3.4cm  
Reg. Price: \$26.98 Sale: \$22.98



**HO Vintage Coal Dealer**  
Walthers Cornerstone.  
Includes Office, Coal  
Bunker, Oil Pump House,  
Oil Tanks, Coal Trestle and  
Fencing.  
933-4094 Kit  
Reg. Price: \$69.98 Sale: \$59.98



**HO Brickworks Storage  
Building**  
Walthers Cornerstone.  
933-4101 Kit -  
9 x 4-1/4 x 3-1/2"  
22.5 x 10.6 x 8.7cm  
Reg. Price: \$29.98 Sale: \$25.98



**HO The Bargain Depot**  
Walthers Cornerstone.  
933-4113 Kit -  
8-9/16 x 9-15/16 x 2-7/8"  
22 x 25.2 x 7.3cm  
Reg. Price: \$41.98 Sale: \$35.98



**HO Auto Parts Store**  
Walthers Cornerstone.  
933-4114 Kit -  
9-15/16 x 8-7/8 x 2-7/8"  
25.2 x 22.5 x 7.3cm  
Reg. Price: \$41.98 Sale: \$35.98



**HO Hardware and  
Lumber Store**  
Walthers Cornerstone.  
933-4119 Kit -  
Main Building:  
8-7/8 x 9-15/16 x 2-13/16"  
22.5 x 25.2 x 7.1cm  
Reg. Price: \$62.98 Sale: \$53.98



**HO Plastic Pellet Plant**  
Walthers Cornerstone.  
933-4145 Kit -  
Main Building:  
15-3/8 x 10-1/2 x 4-1/2"  
39 x 26.9 x 11.3cm, Silos:  
27-9/16 x 2-3/8 x 8-1/4"  
70.03 x 6.03 x 21cm  
Reg. Price: \$101.98  
Sale: \$86.98



**HO Plastic Pellet Plant  
Background Building**  
Walthers Cornerstone.  
933-4146 Kit -  
Main Building:  
15-3/8 x 1-3/8 x 4-1/2"  
39 x 3.5 x 11.4cm, Silos:  
27-9/16 x 2-3/8 x 8-1/4"  
70.03 x 6.03 x 21cm  
Reg. Price: \$50.98 Sale: \$43.98

**SO MANY PRODUCTS  
SO LITTLE SPACE!  
FIND MORE ONLINE NOW!**  
1. Go to [www.walthers.com/monthly-flyer](http://www.walthers.com/monthly-flyer)  
2. Click View Flyer Online  
3. Page through, shop, enjoy!



**HO Postwar Prefab  
House**  
Walthers Cornerstone.  
Includes 2 different front  
walls, picture window and  
3 doors, nonworking porch  
lights, front and rear steps  
and streetside mailbox.  
933-4152 Kit -  
4-1/4 x 3-1/2 x 2-3/8"  
10.8 x 8.8 x 6cm  
Reg. Price: \$26.98 Sale: \$22.98



**HO Chocolate Factory**  
Walthers Cornerstone.  
Includes Main Building,  
Receiving Building,  
Storage Tanks and Office.  
933-4166 Kit  
Reg. Price: \$125.98  
Sale: \$107.98



**HO Rotary Dumper**  
Walthers Cornerstone.  
933-4170 Kit -  
10 x 6-1/8 x 3-1/4"  
25.4 x 15.5 x 8.2cm,  
Pit Depth - 2-3/8" 6cm  
Reg. Price: \$47.98 Sale: \$40.98



**HO Boiler House -  
Transload Facility**  
Walthers Cornerstone.  
933-4182 Kit -  
2-3/4 x 1-1/4 x 1-3/4"  
6.9 x 3.2 x 4.4cm  
Reg. Price: \$15.98 Sale: \$13.98



**HO Transload Mobile  
Office - Transload Facility**  
Walthers Cornerstone.  
933-4188 Kit -  
5-3/4 x 1-1/8 x 1-3/16"  
14.6 x 2.8 x 2.9cm  
Reg. Price: \$18.98 Sale: \$15.98



## HO Machinery Storage Shed

Walthers Cornerstone®.  
933-3347 Kit -  
9-3/4 x 4-1/2 x 2-3/4"  
24.8 x 11.4 x 7cm  
Reg. Price: \$21.98 Sale: **\$18.98**



## HO Glover Park Hardware

Walthers Cornerstone.  
933-3465 Kit -  
7-1/8 x 5-1/2 x 2-7/8"  
18 x 13.9 x 7.3cm  
Reg. Price: \$33.98 Sale: **\$28.98**



## HO Village Pizza

Walthers Cornerstone.  
933-3469 Kit -  
3-1/8 x 5-1/2 x 4-3/4"  
7.9 x 13.9 x 12cm  
Reg. Price: \$36.98 Sale: **\$31.98**



## HO Jim's Red Owl

Walthers Cornerstone.  
933-3472 Kit -  
4-1/4 x 3-5/8 x 3-3/8"  
10.8 x 9.2 x 8.6cm  
Reg. Price: \$29.98 Sale: **\$25.98**



## HO Flowers by Terry

Walthers Cornerstone.  
933-3473 Kit -  
3 x 4 x 4-3/8"  
7.6 x 10.2 x 11.1cm  
Reg. Price: \$23.98 Sale: **\$20.98**



## HO Brick Church

Walthers Cornerstone. This handsome Brick Church will be the focal point of a busy HO city scene, or a quiet country crossroads. Typical of churches built from the 1880s on and still used today, this highly detailed kit features a tall steeple, two different entrances, two different front entry doors, two styles of simulated printed stained glass window treatments and printed signs.  
933-3496 Kit -  
8-1/16 x 4-9/16 x 10-3/4"  
20.4 x 11.5 x 27.2cm  
Reg. Price: \$56.98 Sale: **\$48.98**



## HO Office & Guard Shack

Walthers Cornerstone.  
933-3517 Kit - Office:  
4-1/8 x 3 x 1-1/2"  
10.5 x 7.6 x 3.8cm  
Reg. Price: \$23.98 Sale: **\$20.98**



## HO Modern Water Tower

Walthers Cornerstone.  
933-3528 Kit -  
9-1/2" 23.7 Tall x  
3-1/8" 7.8cm Diameter  
Reg. Price: \$28.98 Sale: **\$24.98**



## HO Golden Valley Freight House

Walthers Cornerstone.  
933-3533 Kit -  
8-3/8 x 3-3/8 x 3-1/4"  
20.9 x 8.4 x 8.1cm  
Reg. Price: \$37.98 Sale: **\$31.98**



## HO Modern Gas Station

Walthers Cornerstone. Fill up any empty space along your modern layout with the Cornerstone Modern Gas Station! Typical of the convenience store stations found in busy cities and rural areas, the highly detailed HO structure kit includes a main building, car fueling island and four customizable parking lot sections (easily expanded with matching parts in the Gas Station Parking Lot kit 933-3540, available separately). Additional details including a price sign, ice machine, rooftop air conditioners and vents, modern upright gas pumps with nozzles and hoses, safety and security posts and much more!  
933-3537 Kit - Main Building:  
10-7/16 x 6-1/2 x 3-1/8" 26.5 x 16.5 x 7.9cm  
Reg. Price: \$62.98 Sale: **\$53.98**



## HO Modernized Gas Station

Walthers Cornerstone.  
933-3542 Kit -  
Main Building:  
10-1/2 x 9 x 3-3/16"  
26.6 x 22.8 x 8cm  
Reg. Price: \$62.98 Sale: **\$53.98**



## HO Trackside Signal Tower

Walthers Cornerstone.  
933-3556 Kit -  
1-7/8 x 2-27/32 x 3-5/16"  
4.7 x 7.2 x 8.4cm  
Reg. Price: \$25.98 Sale: **\$21.98**



## HO Skyscraper Construction Site

Walthers Cornerstone.  
933-3761 Kit -  
8-5/8 x 10-9/16 x 5-3/4"  
21.9 x 26.8 x 14.6cm  
Reg. Price: \$36.98 Sale: **\$31.98**



## HO United Petroleum Refining

Walthers Cornerstone. Includes a main fractioning tower, furnace, piping group and heat exchangers, vacuum pipe still and decal warning signs.  
933-3705 Kit -  
13-1/2 x 8-1/4 x 15"  
34.3 x 21 x 38.1cm  
Reg. Price: \$75.98 Sale: **\$64.98**



## HO Newsstands

Walthers Cornerstone.  
933-3773 Kit pkg(2)  
Reg. Price: \$22.98 Sale: **\$19.98**



## HO Ranch Tract House

Walthers Cornerstone.  
933-3777 Kit -  
5-1/2 x 4-1/8 x 2-1/4"  
13.9 x 10.4 x 5.7cm  
Reg. Price: \$29.98 Sale: **\$25.98**



**HO Golden Dragon Take Out**  
Walthers Cornerstone®.  
933-3780 Kit -  
3-1/8 x 2-1/2 x 2-5/8"  
7.9 x 6.5 x 6.7cm  
Reg. Price: \$23.98 Sale: **\$20.98**



**HO Mission-Style Bungalow House**  
Walthers Cornerstone.  
933-3785 Kit - 4-15/16 x  
5-9/16 x 2-13/16"  
12.5 x 14.1 x 7.1cm  
Reg. Price: \$36.98 Sale: **\$31.98**



**HO Split-Level House**  
Walthers Cornerstone.  
933-3794 Kit -  
7-1/4 x 3-3/4 x 2-9/16"  
18.4 x 9.5 x 6.5cm  
Reg. Price: \$39.98 Sale: **\$33.98**



**HO Craftsman Bungalow**  
Walthers Cornerstone.  
933-3797 Kit -  
7 x 4-7/16 x 3-7/8"  
17.7 x 4.4 x 9.8cm  
Reg. Price: \$50.98 Sale: **\$43.98**



**HO Prairie Co-Op Elevator**  
Walthers Cornerstone.  
933-4047 Kit -  
5-1/8 x 7-1/4 x 12"  
13 x 18.4 x 30.4cm  
Reg. Price: \$52.98 Sale: **\$44.98**



**HO Coffee Shop**  
Walthers Cornerstone.  
933-4026 Kit -  
4-7/16 x 3-9/16 x 2-17/32"  
11.3 x 9.1 x 6.4cm  
Reg. Price: \$24.98 Sale: **\$20.98**



**HO Import Motors**  
Walthers Cornerstone.  
933-4023 Kit -  
7-1/4 x 5-3/8 x 3-7/8"  
18.4 x 13.6 x 9.4cm  
Reg. Price: \$47.98 Sale: **\$40.98**



**HO Brick Office Building**  
Walthers Cornerstone.  
933-4050 Kit -  
7-11/16 x 5-1/4 x 5"  
9.5 x 13.3 x 12.7cm  
Reg. Price: \$37.98 Sale: **\$31.98**



**HO Brick Mission-Style Santa Fe Depot**  
Walthers Cornerstone.  
Based on a standard design used across the Santa Fe, this style of brick station was typically used for larger towns, and similarly styled stations were used on several railroads. Easy-to-build kit includes the realistic brick structure, window glazing featuring unique detailing in the operator's bay, wood trim, downspouts, a brick platform and realistic printed signs.  
933-4055 Kit -  
11-5/16 x 6-7/16 x 3-3/4"  
28.7 x 16.3 x 9.5cm  
Reg. Price: \$57.98 Sale: **\$49.98**



**HO Metal Yard Shed**  
Walthers Cornerstone.  
933-4123 Kit - Set of 2 each of 3 styles pkg(6)  
Reg. Price: \$28.98 Sale: **\$24.98**



**HO Union Pacific®-Style Depot**  
Walthers Cornerstone. This classic combination station features wood walls with wainscoting, an operator's bay, baggage room doors and two different styles of eave brackets and trim plus printed station name signs. Parts come molded in appropriate colors and clear window glazing.  
933-4057 Kit -  
11-3/4 x 5-5/8 x 4"  
29.8 x 14.2 x 10.1cm  
Reg. Price: \$56.98 Sale: **\$48.98**



**HO Suburban Station Platforms**  
Walthers Cornerstone.  
933-4099 Kit pkg(4) -  
Each: 16 x 1-5/8 x 2"  
40.6 x 4.1 x 5.1cm  
Reg. Price: \$26.98 Sale: **\$22.98**



**HO Modern Furniture Factory**  
Walthers Cornerstone.  
933-4108 Kit -  
Main Building:  
15-3/8 x 10-1/2 x 4-1/2"  
39 x 26.9 x 11.3cm,  
Lumber Storage Shed:  
9-3/4 x 4-1/2 x 2-3/4"  
24.6 x 11.4 x 6.9cm,  
Dust Collector:  
1-5/8 x 1-5/8 x 5-3/16"  
4.1 x 4.1 x 13.1cm  
Reg. Price: \$89.98 Sale: **\$76.98**



**HO Cross-Dock Truck Facility**  
Walthers Cornerstone. Features detailed front office, separate gas and electric meters, correct height truck dock doors with seals for up to 12 trucks (sold separately), plus two paving sections (matching sections available in kit 933-3540, sold separately).  
933-4131 Kit -  
16-5/16 x 19-3/16 x 3-1/8"  
41.4 x 48.7 x 7.9cm  
Reg. Price: \$57.98 Sale: **\$49.98**



**HO Modern Sectional House**  
Walthers Cornerstone.  
933-4150 Kit -  
6-7/8 x 3-5/16 x 2"  
17.5 x 8.4 x 5.2cm  
Reg. Price: \$29.98 Sale: **\$25.98**



**HO Modern Sectional House with Garage**  
Walthers Cornerstone.  
933-4151 Kit - House:  
6-7/8 x 3-5/16 x 2"  
17.5 x 8.4 x 5.2cm,  
Garage: 3-1/8 x 3-1/8 x 2"  
7.9 x 7.9 x 5cm (over eaves)  
Reg. Price: \$36.98 Sale: **\$31.98**



**HO Colonial House**  
Walthers Cornerstone.  
933-4153 Kit -  
6-3/4 x 5 x 4-3/4"  
17.1 x 12.7 x 12cm  
Reg. Price: \$41.98 Sale: **\$35.98**



**HO Executive House**  
Walthers Cornerstone.  
933-4154 Kit -  
9-15/16 x 5 x 4-3/4"  
25.2 x 12.7 x 12cm  
Reg. Price: \$47.98 Sale: **\$40.98**



**HO Ranch House with Attached 2-Car Garage**  
Walthers Cornerstone.  
933-4155 Kit -  
7-3/4 x 4-3/16 x 2-3/8"  
19.6 x 10.6 x 6cm  
Reg. Price: \$45.98 Sale: **\$38.98**



**HO Diesel Service Facility Sanding Tower**  
Walthers Cornerstone.  
933-4160 Kit -  
5-7/32 x 25/32 x 7"  
13.2 x 2 x 17.9cm  
Reg. Price: \$18.98 Sale: **\$15.98**



**HO 30' Single-Track Railroad Deck Girder Bridge**  
Walthers Cornerstone®.  
933-4505  
Standard Level Kit -  
4-3/16 x 1-3/16 x 1-3/16"  
10.6 x 3.0 x 3.0cm  
Reg. Price: \$20.98 Sale: **\$17.98**



**HO 70' Single-Track Railroad Deck Girder Bridge**  
Walthers Cornerstone.  
933-4507 Kit -  
9-5/8 x 1-3/8 x 1-1/2"  
24.4 x 3.5 x 3.8cm  
Reg. Price: \$29.98 Sale: **\$25.98**




**HO Double-Track Railroad Bridge Concrete Abutment**  
Walthers Cornerstone.  
933-4553 Kit pkg(2) -  
11-1/4 x 3-1/4 x 5-1/4"  
28.6 x 8.3 x 13.3cm  
Reg. Price: \$26.98 Sale: **\$22.98**



**HO Steel Railroad Bridge Tower**  
Walthers Cornerstone.  
933-4554 Kit -  
4-7/16 x 4-1/2 x 11"  
11.3 x 11.4 x 27.9cm  
Reg. Price: \$26.98 Sale: **\$22.98**



**HO Steel Railroad Bridge Tower Bent**  
Walthers Cornerstone.  
933-4555 Kit pkg(2)  
Reg. Price: \$23.98 Sale: **\$20.98**



**HO Bridge Shoes and Adapters Assortment**  
Walthers Cornerstone.  
933-4559 Kit  
Reg. Price: \$10.98 Sale: **\$8.98**



**HO Double-Track Railroad Bridge Stone Pier - Resin Casting**  
Walthers Cornerstone.  
933-4582 Approximate  
Dimensions:  
5-3/4 x 1-3/16 x 5-3/16"  
14.6 x 3 x 13.1cm  
Reg. Price: \$20.98 Sale: **\$17.98**



**HO Single-Track Railroad Bridge Stone Abutment - Resin Casting**  
Walthers Cornerstone.  
933-4583 Approximate  
Dimensions:  
3-1/4 x 5/8 x 5-3/4"  
8.2 x 1.5 x 14.6cm  
Reg. Price: \$13.98 Sale: **\$11.98**



**HO Construction Site Storage Trailer**  
Walthers SceneMaster™.  
949-2901 Kit  
Reg. Price: \$23.98 Sale: **\$20.98**



**HO National Oil Co.**  
Life-Like from Walthers.  
433-1331 Kit -  
5-1/2 x 4-1/2 x 2-3/4"  
13.7 x 11.2 x 6.8cm  
Reg. Price: \$30.98 Sale: **\$22.98**



**HO Western Homestead**  
Life-Like from Walthers.  
433-1338 Kit -  
7-3/4 x 5-1/2"  
19.7 x 14cm  
Reg. Price: \$23.98 Sale: **\$17.98**



**HO Belvedere Downtown Hotel**  
Life-Like from Walthers.  
433-1339 Kit -  
5-1/2 x 2-1/2"  
14 x 6.4cm  
Reg. Price: \$23.98 Sale: **\$17.98**



**HO Trackside Shanties**  
Life-Like from Walthers.  
433-1348 Kit pkg(3) -  
3 Different Shacks  
Reg. Price: \$18.98 Sale: **\$13.98**



**HO General Store**  
Life-Like from Walthers.  
433-1351 Kit -  
6 x 4-7/8" 15.2 x 12.4cm  
Reg. Price: \$29.98 Sale: **\$21.98**



**HO Kentucky Fried Chicken® Drive-In**  
Life-Like from Walthers.  
433-1394 Kit -  
8-3/8 x 4-1/4"  
21.3 x 10.8cm  
Reg. Price: \$29.98 Sale: **\$21.98**



**FOR ALL ITEMS IN RED.**  
WARNING: Cancer and Reproductive Harm - www.P65Warnings.ca.gov. See page 41.



**HO Falcon Tower**  
Lunde Studios. Features detailed roof, chimney, window glazing and more.  
396-23 Kit -  
5 x 4-1/4 x 16"  
12.7 x 10.8 x 40.6cm  
Reg. Price: \$120.00 Sale: **\$102.98**



**HO Saccos Department Store**  
Lunde Studios. Detail your downtown with this three-story Edwardian building. Corner structure features big ground floor windows, triple upper story windows and ornamental cornice. Signs and window signs are included, as are text and photo instructions plus clear window material.  
396-36 Resin Kit -  
4 x 4 x 5-3/8"  
10.2 x 10.2 x 13.7cm  
Reg. Price: \$80.00 Sale: **\$67.98**



**Limited Quantity Available**  
**HO Graduated Pier 14-Piece Set - E-Z Track®**  
Bachmann.  
160-44471  
Reg. Price: \$42.00 Sale: **\$32.98**



**Limited Quantity Available**  
**HO 8-Piece Tall Pier Set - E-Z Track**  
Bachmann.  
160-44472  
Reg. Price: \$34.75 Sale: **\$26.98**



# HO SCALE | STRUCTURES



## HO Old Weathered Barn - Built-&-Ready Landmark Structures

Woodland Scenics.  
Concrete silo, fieldstone foundation, hayloft door with pulley and rope plus cupola with weather vane.  
785-5038 Assembled - 7-13/16 x 5-11/16" 19.8 x 14.4cm  
Reg. Price: \$114.99  
Sale: **\$92.98**



## HO Sully's Tavern - Built-&-Ready Landmark Structures

Woodland Scenics. The 2-story building is loaded with architectural details and has an expertly weathered brick exterior, signage and other accessories.  
785-5049 Assembled - 2-3/4 x 4-1/16 x 4-1/2" 6.98 x 10.3 x 11.4cm  
Reg. Price: \$82.49 Sale: **\$66.98**



## HO H&H Feed Mill - Built-&-Ready Landmark Structures

Woodland Scenics. Authentically weathered and hand painted model features a positionable grain chute, large back dock and printed interior.  
785-5059 Assembled - 7-5/32 x 6-3/8 x 6-1/8" 18.1 x 16.1 x 15.5cm  
Reg. Price: \$149.99  
Sale: **\$120.98**



## HO Records & Recruiting - Built-&-Ready Landmark Structures

Woodland Scenics. Based on an older brick storefront, details include crates and barrels, printed interiors with upstairs curtains and decals. The structure also comes with pre-installed LED lighting for use with the Just Plug® Lighting System.  
785-5067 Assembled - 4-19/32 x 3-5/8 x 4-1/2" 11.6 x 9.2 x 11.4cm  
Reg. Price: \$87.49 Sale: **\$70.98**

# HO SCALE | FIGURES



## HO Farmhouse Animals

Walthers SceneMaster™.  
949-6029 pkg(12)  
Reg. Price: \$18.98 Sale: **\$15.98**



## HO Seated Coach Passengers

Walthers SceneMaster.  
949-6034 pkg(30)  
Reg. Price: \$36.98 Sale: **\$31.98**



## HO People at Work

Walthers SceneMaster.  
949-6090 pkg(18)  
Reg. Price: \$50.98 Sale: **\$43.98**



## HO Sitting People

Walthers SceneMaster.  
949-6091 pkg(18)  
Reg. Price: \$41.98 Sale: **\$35.98**



## HO Black and White Cows

Walthers SceneMaster.  
949-6092 pkg(21)  
Reg. Price: \$47.98 Sale: **\$40.98**



## HO Beef Cattle

Walthers SceneMaster.  
949-6050 pkg(16)  
Reg. Price: \$13.98 Sale: **\$11.98**



## HO Passengers on the Platform

Walthers SceneMaster. Prepainted, ready to use figures with realistic poses and appearance.  
949-6042 pkg(60)  
Reg. Price: \$68.98 Sale: **\$58.98**



## HO Construction Workers - Set #1

Walthers SceneMaster.  
949-6022 pkg(6)  
Reg. Price: \$15.98 Sale: **\$13.98**



## HO City Travelers

Walthers SceneMaster.  
949-6023 pkg(6)  
Reg. Price: \$15.98 Sale: **\$13.98**



## HO Business Travelers

Walthers SceneMaster.  
949-6024 pkg(6)  
Reg. Price: \$15.98 Sale: **\$13.98**



## HO Zombies

Walthers SceneMaster.  
949-6080 pkg(6)  
Reg. Price: \$18.98 Sale: **\$15.98**



## HO Christmas Figures

Walthers SceneMaster.  
949-6031 pkg(6)  
Reg. Price: \$18.98 Sale: **\$15.98**



## HO Ready to Board Passengers

Walthers SceneMaster.  
949-6040 pkg(6)  
Reg. Price: \$15.98 Sale: **\$13.98**



## HO Waiting Passengers

Walthers SceneMaster.  
949-6041 pkg(6)  
Reg. Price: \$15.98 Sale: **\$13.98**



## HO Construction Workers - Set #2

Walthers SceneMaster.  
949-6047 pkg(6)  
Reg. Price: \$18.98 Sale: **\$15.98**



### HO Standing and Walking Figures

Walthers SceneMaster™.  
949-6053 Unpainted pkg(72)  
Reg. Price: \$23.98 Sale: \$20.98




### HO Travelers Saying Farewell

Walthers SceneMaster.  
949-6054 pkg(6)  
Reg. Price: \$15.98 Sale: \$13.98



### HO Pedestrians - Set #1

Walthers SceneMaster.  
949-6055 pkg(6)  
Reg. Price: \$15.98 Sale: \$13.98



### HO Seated People - Set #1

Walthers SceneMaster.  
949-6057 pkg(6)  
Reg. Price: \$15.98 Sale: \$13.98



### HO Seated People - Set #2

Walthers SceneMaster.  
949-6058 pkg(6)  
Reg. Price: \$15.98 Sale: \$13.98



### HO Seated People - Set #3

Walthers SceneMaster.  
949-6059 pkg(6)  
Reg. Price: \$15.98 Sale: \$13.98



### HO Travelers with Luggage

Walthers SceneMaster.  
949-6060 pkg(5)  
Reg. Price: \$15.98 Sale: \$13.98



### HO Motorcyclists

Walthers SceneMaster.  
949-6061 3 Riders and  
2 Bikes pkg(3)  
Reg. Price: \$20.98 Sale: \$17.98



### HO Row Boat and Two Passengers

Walthers SceneMaster.  
949-6062  
Reg. Price: \$18.98 Sale: \$15.98



### HO Railroad Track Workers - Set #1

Walthers SceneMaster.  
949-6066 pkg(6)  
Reg. Price: \$15.98 Sale: \$13.98



### HO Railroad Track Workers - Set #2

Walthers SceneMaster.  
949-6067 pkg(6)  
Reg. Price: \$15.98 Sale: \$13.98



### HO Holiday Shoppers - Wearing Winter Clothes

Walthers SceneMaster.  
949-6069 pkg(6)  
Reg. Price: \$18.98 Sale: \$15.98



### Limited Quantity Available

HO Large Farm Animals  
Walthers SceneMaster.  
949-6073 9 Assorted  
Horses and Cattle pkg(9)  
Reg. Price: \$18.98 Sale: \$15.98



### HO Wild Deer

Walthers SceneMaster.  
949-6076 pkg(8)  
Reg. Price: \$20.98 Sale: \$17.98



### HO Photographers

Walthers SceneMaster.  
949-6077 pkg(6)  
Reg. Price: \$15.98 Sale: \$13.98



### HO Hikers and Campers

Walthers SceneMaster.  
949-6081 4 Campers,  
Tent & Accessories pkg(4)  
Reg. Price: \$23.98 Sale: \$20.98

## N SCALE | LOCOMOTIVES



### N USRA 0-6-0 with Slope-Back Tender - Standard DC

Bachmann.  
160-50556 North Pole & SOU #25  
(Christmas, green, red, graphite)  
Reg. Price: \$137.00 Sale: \$106.98



### Limited Quantity Available

### N USRA 0-6-0 Switcher w/Slope-Back Tender - Standard DC

Bachmann. Detailed model is ready to run and features pre-painted and lettered plastic body.  
160-50554 Baldwin Locomotive Works #26 (olive, graphite)  
Reg. Price: \$137.00 Sale: \$106.98



### Limited Quantity Available

### N Baldwin 2-6-2 Prairie - Standard DC

Bachmann. Working standard N couplers on pilot and tender.  
160-51553 PRR #2765  
160-51560 B&O #2451  
Reg. Price: \$159.00 Sale: \$123.98



### N EMD E8A w/Single Headlight & Passenger Pilot - Standard DC

Kato.  
381-1761971 Amtrak #4316 (Day One Scheme, black, blue, white, red)  
Reg. Price: \$130.00 Sale: \$104.98



### N EMD SD90/43MAC - Standard DC

Kato. Meticulously detailed. Authentic paint and lettering, five-pole motor with dual brass flywheel.  
381-1765624 UP #3736 (Armour Yellow, gray, red)  
Reg. Price: \$155.00 Sale: \$125.98



### Limited Quantity Available

### N GE P42 Genesis - Standard DC

Kato. DCC friendly with 5-pole motor, dual brass flywheels, LED headlights and automatic knuckle couplers.  
381-1766043 VIA Rail Canada #917  
Reg. Price: \$140.00 Sale: \$112.98



### N Siemens ALC-42 Charger - Standard DC

Kato.  
381-1766052 Amtrak #303 (Phase VI, blue, red, white, silver)  
Reg. Price: \$140.00 Sale: \$112.98



### Limited Quantity Available

### N EMD SD70MAC w/Noose Headlight - Standard DC

Kato.  
Alaska Railroad (blue, yellow)  
381-1766411 #4015 Spirit of North Pole  
Reg. Price: \$140.00 Sale: \$112.98  
381-1766412 #4328 100 Years (Anniversary, blue, yellow)  
Reg. Price: \$145.00 Sale: \$116.98



### FOR ALL ITEMS IN RED.

**WARNING:** Cancer and Reproductive Harm - [www.P65Warnings.ca.gov](http://www.P65Warnings.ca.gov). See page 41.

# N SCALE | PASSENGER & FREIGHT CARS



**Limited Quantity Available**  
**N 85' Smooth-Side Coach**  
 w/Interior Lighting  
 Bachmann.  
 160-14260 PRR #4296  
 Reg. Price: \$69.00 Sale: **\$53.98**



**Limited Quantity Available**  
**N 85' Smooth-Side Observation**  
 w/Interior Lighting  
 Bachmann.  
 160-14356 PRR "Metropolitan  
 View" (Fleet of Modernism, brown,  
 Tuscan Red)  
 Reg. Price: \$69.00 Sale: **\$53.98**



**Limited Quantity Available**  
**N Rainbow-Era 8-Car Set**  
 Kato.  
 381-1061971 Amtrak pkg(8)  
 Reg. Price: \$280.00 Sale: **\$226.98**



**N 40' Hi Cube Ribbed Side**  
**Container - Assembled**  
 Walthers SceneMaster™.  
 949-8803 K-Line  
 Reg. Price: \$10.98 Sale: **\$8.98**



**N Pullman-Standard PS-2750 3-Bay**  
**Hopper - Master®**  
 Atlas.  
 150-50007000 RI Improvement  
 Company ROCX #15003 (black,  
 blue, white)  
 Reg. Price: \$35.15 Sale: **\$27.98**



**N ACF 17,360-Gallon Tank Car -**  
**Master®**  
 Atlas.  
 150-50006890 Kaiser Chemicals  
 ACFX #19627 (green, white)  
 Reg. Price: \$43.95 Sale: **\$35.98**



**N Flat-Bottom Ore Car**  
 Bachmann.  
 160-18659 CR #500625 (Boxcar  
 Red)  
 Reg. Price: \$43.00 Sale: **\$33.98**



**Limited Quantity Available**  
**N BethGon Coalporter 8-Pack**  
 Kato. Based on prototypes  
 introduced in 1982, models feature  
 detailed body, removable coal load,  
 authentic decoration, appropriate  
 trucks with metal wheels, built-in  
 shock absorbers, and Kato magnetic  
 knuckle couplers. Eight cars in  
 the set feature eight different  
 roadnumbers.  
 381-1064631 UP (silver, yellow,  
 Small Shield) pkg(8)  
 Reg. Price: \$150.00 Sale: **\$121.98**

# N SCALE | STRUCTURES



**N Motorized 130' Turntable**  
 Walthers Cornerstone®.  
 A must-have for your  
 engine terminal, turntables  
 likes this have been in  
 service from the days of  
 steam to the present. User-  
 friendly installation and  
 programming instructions  
 are included for the  
 improved control box, along  
 with mounting templates.  
 Use on layouts with DC or  
 DCC train control.  
 933-2618 Assembled -  
 10-3/8" 26.3cm Overall  
 Diameter  
 Reg. Price: \$390.98  
 Sale: **\$333.98**



**N Allied Rail Rebuilders**  
 Walthers Cornerstone.  
 933-3211 Kit -  
 5-1/2 x 5-5/8 x 3-1/2"  
 13.7 x 14 x 8.7cm  
 Reg. Price: \$41.98 Sale: **\$35.98**



**N Northern Light & Power**  
**Powerhouse**  
 Walthers Cornerstone.  
 933-3214 Kit -  
 6-5/8 x 4-1/8"  
 17 x 10.5cm  
 Reg. Price: \$47.98 Sale: **\$40.98**



**N Medusa Cement**  
**Company**  
 Walthers Cornerstone.  
 933-3218 Kit -  
 5-3/8 x 4-1/2 x 8-1/4"  
 13.6 x 11.4 x 21.0cm  
 Reg. Price: \$36.98 Sale: **\$31.98**



**FOR ALL ITEMS**  
**IN RED.**

**WARNING:** Cancer and  
 Reproductive Harm -  
 www.P65Warnings.ca.gov.  
**See page 41.**



**N Red Wing Milling Co.**  
 Walthers Cornerstone.  
 933-3212 Kit -  
 6-5/8 x 4-7/8"  
 16.5 x 12cm  
 Reg. Price: \$47.98 Sale: **\$40.98**



**N ADM® Grain Elevator**  
 Walthers Cornerstone.  
 Includes the elevator  
 and "concrete" silos,  
 along with a headhouse,  
 unloading sheds for trucks  
 and railroad cars, and  
 many add-on details. Full-  
 color decals for the ADM®  
 logo and other signs are  
 also included.  
 933-3225 Kit -  
 5-7/8 x 8-7/8 x 9"  
 14.9 x 22.5 x 22.8cm  
 Reg. Price: \$57.98 Sale: **\$49.98**



**N George Roberts**  
**Printing, Inc.**  
 Walthers Cornerstone.  
 933-3231 Kit -  
 4-1/2 x 7-3/4 x 7-1/4"  
 11.2 x 19.3 x 18.1cm  
 Reg. Price: \$47.98 Sale: **\$40.98**



**N Hardwood Furniture**  
**Company**  
 Walthers Cornerstone.  
 933-3232 Kit -  
 6-3/8 x 7-3/16"  
 15.9 x 17.9cm  
 Reg. Price: \$47.98 Sale: **\$40.98**



**N Vulcan Manufacturing Co.**  
Walthers Cornerstone®.  
933-3233 Kit -  
5-5/8 x 5-11/16 x 4-11/16"  
14 x 14.2 x 12cm  
Reg. Price: \$36.98 Sale: **\$31.98**



**N Walton & Sons Lumber**  
Walthers Cornerstone.  
933-3235 Kit  
Reg. Price: \$36.98 Sale: **\$31.98**



**N Mountain Lumber Company Sawmill**  
Walthers Cornerstone.  
Includes log conveyor, mill building, sorting area, powerhouse with twin smokestacks and sawdust burner.  
933-3236 Kit  
Reg. Price: \$73.98 Sale: **\$62.98**



**N Farmer's Co-op Rural Grain Elevator**  
Walthers Cornerstone.  
933-3238 Kit - Elevator:  
4-3/8 x 5-3/8 x 6"  
11 x 13.7 x 15.2cm  
Reg. Price: \$41.98 Sale: **\$35.98**



**N Double-Track Truss Bridge**  
Walthers Cornerstone.  
933-3242 Kit -  
10 x 2-3/4 x 2-3/4"  
25 x 6.8 x 6.8cm  
Reg. Price: \$36.98 Sale: **\$31.98**



**N Ice House & Icing Platform**  
Walthers Cornerstone.  
933-3245 Kit - Overall:  
9-7/8 x 3-3/4"  
25 x 9.5cm  
Reg. Price: \$41.98 Sale: **\$35.98**



**N Walking Beam-Horse Head Oil Pump**  
Walthers Cornerstone.  
933-3248 Kit -  
2-3/4 x 1 x 1-13/16"  
6.8 x 2.5 x 4.5cm  
Reg. Price: \$30.98 Sale: **\$25.98**



**N Valley Growers Association**  
Walthers Cornerstone.  
933-3251 Kit - Elevator:  
9-3/8 x 4-1/2 x 6-5/8"  
23.8 x 11.4 x 16.8cm,  
Storage Bin:  
4-1/4 x 2-3/8 x 2-1/2"  
10.7 x 6 x 6.3cm,  
Office: 1-5/8 x 7/8 x 1"  
4.1 x 2.2 x 2.5cm  
Reg. Price: \$47.98 Sale: **\$40.98**



**N American Hardware Supply**  
Walthers Cornerstone. A perfect location for just about kind of business, this detailed structure kit fits any HO industrial area from the 1900s to the present. Optional loading doors, windows or solid brick panels are provided for the ground floor for easy customizing, and additional kits (each sold separately) can be combined for a larger building. A concrete railroad loading dock and colorful signs for a variety of businesses round out this versatile structure.  
933-3253 Kit -  
8-1/4 x 5-3/4 x 6-7/8"  
20.9 x 14.6 x 17.4cm  
Reg. Price: \$68.98 Sale: **\$58.98**



**N Butterfly-Style Station Platform Shelter**  
Walthers Cornerstone.  
933-3258 Kit pkg(8)  
Reg. Price: \$29.98 Sale: **\$25.98**



**N Parkview Terrace Background Building**  
Walthers Cornerstone.  
933-3263 Kit - Tuscan w/Dark Green Trim:  
4-5/8 x 3-1/2 x 1-5/8"  
11.7 x 8.8 x 4.1cm  
Reg. Price: \$41.98 Sale: **\$35.98**



**N Machine Shop**  
Walthers Cornerstone.  
933-3264 Kit -  
8-1/8 x 5-1/4 x 6-1/2"  
20.6 x 13.3 x 16.5cm  
Reg. Price: \$52.98 Sale: **\$44.98**



**N City Water Tower**  
Walthers Cornerstone.  
933-3815 Kit -  
2-3/8 x 2-3/8 x 7"  
6 x 6 x 17.7cm  
Reg. Price: \$41.98 Sale: **\$35.98**



**N Steel Water Tank**  
Walthers Cornerstone.  
933-3817 Kit -  
2 x 2 x 4-1/2"  
5 x 5 x 11.4cm  
Reg. Price: \$22.98 Sale: **\$19.98**



**N Union Crane and Shovel**  
Walthers Cornerstone.  
933-3826 Kit -  
5-5/8 x 4-1/4 x 3"  
14 x 10.6 x 7.5cm  
Reg. Price: \$36.98 Sale: **\$31.98**



**N Brick Ranch House**  
Walthers Cornerstone.  
933-3838 Kit -  
3-1/16 x 2-9/32 x 1-1/4"  
7.7 x 5.7 x 3.17cm  
Reg. Price: \$29.98 Sale: **\$25.98**



**N Cape Cod House**  
Walthers Cornerstone.  
933-3839 Kit -  
2-3/8 x 2 x 1-5/8"  
6 x 5 x 4.1cm  
Reg. Price: \$28.98 Sale: **\$24.98**



**N Vintage Dairy Queen®**  
Walthers Cornerstone.  
933-3845 Kit -  
2-7/16 x 1-15/16 x 1-5/16"  
6.1 x 4.9 x 4.9cm  
Reg. Price: \$35.98 Sale: **\$30.98**

DQ®, Dairy Queen®, and the ellipse shaped logo, are trademarks owned or licensed by American Dairy Queen Corp. Manufactured under license from American Dairy Queen Corp.

\*Sorry, this product is not shippable outside the United States or Canada




**N Trackside Structures Set**  
Walthers Cornerstone.  
933-3852 Kit - Three structures and accessories  
Reg. Price: \$29.98 Sale: **\$25.98**



**N Modern Transload Terminal**  
Walthers Cornerstone.  
933-3856 Kit -  
10-1/2 x 6-5/16 x 2-13/64"  
26.7 x 16 x 5.6cm  
Reg. Price: \$62.98 Sale: **\$53.98**

**SO MANY PRODUCTS SO LITTLE SPACE!**  
**FIND MORE ONLINE NOW!**  
1. Go to [www.walthers.com/monthly-flyer](http://www.walthers.com/monthly-flyer)  
2. Click View Flyer Online  
3. Page through, shop, enjoy!

# N SCALE | STRUCTURES



**N Brick Church**  
Walthers Cornerstone®.  
933-3858 Kit -  
4-7/8 x 2-3/4 x 6-7/16"  
12.38 x 6.99 x 16.35cm  
Reg. Price: \$51.98 Sale: \$43.98



**N Modern Gas Station**  
Walthers Cornerstone.  
Includes a main building,  
car fueling island, colorful  
signs, add-on details  
and four customizable  
parking lot sections (easily  
expanded with matching  
parts in the Modern  
Parking Lot kit (933-  
3886, sold separately).  
933-3885 Kit -  
Main Building:  
5-3/4 x 3-5/8 x 1-3/4"  
14.6 x 9.2 x 4.4cm  
Reg. Price: \$62.98 Sale: \$53.98



**N Lancaster Farm House**  
Walthers Cornerstone.  
933-3890 Kit -  
2-1/2 x 3-1/4 x 2-5/16"  
6.3 x 8.3 x 5.9cm  
Reg. Price: \$40.98 Sale: \$34.98



**N Modern Shopping Center I**  
Walthers Cornerstone.  
933-3891 Kit -  
6-1/4 x 3 x 2-1/8"  
15.8 x 7.6 x 5.3cm  
Reg. Price: \$47.98 Sale: \$40.98



**N Golden Valley Depot**  
Walthers Cornerstone.  
933-3894 Kit -  
4 x 2-1/8 x 2"  
10.1 x 5.3 x 5cm  
Reg. Price: \$41.98 Sale: \$35.98



**N Modern Suburban Station**  
Walthers Cornerstone.  
933-3887 Kit -  
5-3/4 x 3-5/8 x 1-3/4"  
14.6 x 9.2 x 4.4cm  
Reg. Price: \$41.98 Sale: \$35.98



**N Volunteer Fire Company Center I**  
Life-Like from Walthers.  
433-7483 Kit  
Reg. Price: \$23.98 Sale: \$17.98



**N Run-Through Locomotive Maintenance Shed w/Lights & Welding Effects**  
Railtown.  
632-3912 Kit -  
5-1/8 x 2-1/8 x 1-3/4"  
13 x 5.4 x 4.5cm,  
12V AC or DC  
Reg. Price: \$66.99 Sale: \$59.98




**N Harrison's Hardware - Built-&-Ready Landmark Structures®**  
Woodland Scenics. Comes with colorful signs, a dumpster and merchandise piled out front for display.  
785-4921 Assembled -  
2-1/2 x 1-31/32"  
6.4 x 5cm  
Reg. Price: \$82.49 Sale: \$66.98



**N Records & Recruiting - Built-&-Ready Landmark Structures**  
Woodland Scenics. Building is hand-painted and weathered. Details include crates and barrels, printed interiors with upstairs curtains and decals, also comes with pre-installed LED lighting for use with the Just Plug® Lighting System.  
785-4957 Assembled  
Reg. Price: \$75.49 Sale: \$60.98

# SCENERY



**HO Background Scene**  
24 x 36" 60 x 90cm -  
Instant Horizons™  
Walthers SceneMaster™.  
949-702 Tall Timber  
949-703 Mountain to Desert  
949-704 Desert to Mountain  
949-707 Desert to Country  
Reg. Price: \$20.98 Sale: \$17.98



**HO Grass Tufts and Strips**  
1/4" 0.6cm Tall  
Walthers SceneMaster.  
949-1103 Summer,  
18 of Each  
Reg. Price: \$18.98 Sale: \$15.98

**SO MANY PRODUCTS SO LITTLE SPACE!**  
**FIND MORE ONLINE NOW!**  
1. Go to [www.walthers.com/monthly-flyer](http://www.walthers.com/monthly-flyer)  
2. Click View Flyer Online  
3. Page through, shop, enjoy!



**HO Leaves Ground Cover**  
Walthers SceneMaster.  
949-1207 Medium Green  
949-1208 Dark Green  
949-1209 Reddish-Brown  
Reg. Price: \$8.98 Sale: \$7.98



**HO Flexible Self-Adhesive Paved Roadway**  
Walthers SceneMaster.  
949-1255 Unmarked -  
39-3/8 x 2-5/8"  
1m x 66mm  
Reg. Price: \$10.98 Sale: \$8.98  
949-1257 Cobblestone (red) -  
39-3/8 x 2-5/8"  
1m x 66mm  
Reg. Price: \$12.98 Sale: \$10.98



**HO Short Hedges - 19-5/8 x 3/8 x 1/4"**  
50 x .8 x .6cm  
Walthers SceneMaster.  
949-1301 Dark Green  
Reg. Price: \$12.98 Sale: \$10.98



**HO Tall Hedges - 19-5/8 x 3/8 x 5/8"**  
50 x 1 x 1.5cm  
Walthers SceneMaster.  
949-1303 Dark Green  
Reg. Price: \$12.98 Sale: \$10.98



**HO Grass Tufts - 1/4" 0.6cm Tall**  
Walthers SceneMaster™  
949-1134 Wild Mix Short pkg(104)  
Reg. Price: \$18.98 Sale: **\$15.98**



**HO Summer Corn Field**  
Walthers SceneMaster.  
949-1140 Green  
Reg. Price: \$18.98 Sale: **\$15.98**



**HO Harvest Wheat Field**  
Walthers SceneMaster.  
949-1143 Brown  
Reg. Price: \$20.98 Sale: **\$17.98**



**HO Fir Trees w/Flat Base**  
Walthers SceneMaster.  
949-1160 3-1/8 to 4-3/4" 8 to 12cm pkg(9)  
Reg. Price: \$23.98 Sale: **\$20.98**



**HO Cobblestone Street**  
Walthers SceneMaster.  
949-1258 Kit - 19-11/16 x 2-15/16" 50 x 7.5cm  
Reg. Price: \$18.98 Sale: **\$15.98**



**HO Rose Plants**  
Walthers SceneMaster.  
Complete with realistic bed edgings, colorful foliage and flowers, each set includes 12 layout ready rose bushes.  
949-1400 pkg(12)  
Reg. Price: \$18.98 Sale: **\$15.98**



**HO Camp Site with Two Trailers - Kit**  
Walthers SceneMaster.  
949-2902 Two Camping Trailers, Signs & Accessories  
Reg. Price: \$39.98 Sale: **\$33.98**



**HO Industrial Dumpsters**  
Walthers SceneMaster.  
949-4106 Kit - 2 Large Roll-Off, 2 Medium Roll-Off, 4 Scrap Metal Slide-Off pkg(8)  
Reg. Price: \$23.98 Sale: **\$20.98**




**HO Electric Utility Pole Set**  
Walthers SceneMaster.  
949-4120 Kit pkg(24)  
Reg. Price: \$19.98 Sale: **\$16.98**



**HO Manhole Covers & Sewer Grates**  
Walthers SceneMaster.  
949-4123 Etched-Metal - 4 Manhole Covers & 6 Sewer Grates pkg(10)  
Reg. Price: \$12.98 Sale: **\$10.98**



**HO Milk Cans, Bottles & Cases**  
Walthers SceneMaster.  
949-4136  
Reg. Price: \$15.98 Sale: **\$13.98**



**HO Modern Trackside Detail Set**  
Walthers SceneMaster.  
949-4139 Kit  
Reg. Price: \$33.98 Sale: **\$28.98**



**HO Fire Hydrants**  
Walthers SceneMaster.  
949-4143 pkg(10)  
Reg. Price: \$7.98 Sale: **\$6.98**



**HO Pallet Jacks**  
Walthers SceneMaster.  
949-4144 Kit pkg(4)  
Reg. Price: \$12.98 Sale: **\$10.98**



**HO Benches**  
Walthers SceneMaster.  
949-4146 pkg(8)  
Reg. Price: \$7.98 Sale: **\$6.98**



**HO Dog & Kennel (Doghouse)**  
Walthers SceneMaster.  
949-4147 Kit  
Reg. Price: \$6.98 Sale: **\$5.98**



**HO Safety and Security Posts**  
Walthers SceneMaster.  
949-4148 pkg(20)  
Reg. Price: \$7.98 Sale: **\$6.98**



**HO Industrial Details**  
Walthers SceneMaster.  
949-4149 pkg(28)  
Reg. Price: \$18.98 Sale: **\$15.98**



**HO Freight Loads**  
Walthers SceneMaster.  
949-4151 pkg(146)  
Reg. Price: \$13.98 Sale: **\$11.98**



**HO Oil Drums**  
Walthers SceneMaster.  
949-4152 Kit pkg(24)  
Reg. Price: \$13.98 Sale: **\$11.98**



**HO Round Hay Bale**  
Walthers SceneMaster.  
949-4157  
Reg. Price: \$13.98 Sale: **\$11.98**



**HO Wood Grade Crossing**  
Walthers SceneMaster.  
949-4158 Laser-Cut Wood Kit - Single  
Reg. Price: \$6.98 Sale: **\$5.98**



**HO Camping Tents**  
Walthers SceneMaster.  
949-4165 4 Small, 2 Large  
Reg. Price: \$10.98 Sale: **\$8.98**



**HO Large Dumpsters - Assembled**  
Walthers SceneMaster™.  
949-4100 Green pkg(3)  
Reg. Price: \$13.98 Sale: **\$11.98**



**HO Flags (11) and Mailboxes (8)**  
Walthers SceneMaster.  
949-4166 American Flags (50 Stars, 1959-Present) pkg(19)  
Reg. Price: \$20.98 Sale: **\$17.98**



**HO Grass Tufts - 1/4" 0.6cm Tall**  
Walthers SceneMaster.  
949-1105 Blooming Flowers pkg(104)  
Reg. Price: \$18.98 Sale: **\$15.98**



**HO Grass Tufts - 1/4" 0.6cm Tall**  
Walthers SceneMaster.  
949-1106 Wildflower Patches pkg(104)  
Reg. Price: \$18.98 Sale: **\$15.98**



**HO Vegetable Garden**  
Walthers SceneMaster.  
949-1110 Kit  
Reg. Price: \$39.98 Sale: **\$33.98**



**Limited Quantity Available**  
**HO Grass Tufts - 1/4" 0.6cm Tall**  
Walthers SceneMaster.  
949-1111 Summer pkg(42)  
Reg. Price: \$10.98 Sale: **\$8.98**



**HO Pumpkin Patch**  
Walthers SceneMaster.  
949-1115 Kit - 80 pumpkins (assorted sizes) & eight vines  
Reg. Price: \$13.98 Sale: **\$11.98**



**HO Trackside Weeds**  
Walthers SceneMaster.  
949-1118 Kit  
Reg. Price: \$26.98 Sale: **\$22.98**



**HO Sunflower Field**  
Walthers SceneMaster.  
949-1119 Kit pkg(60)  
Reg. Price: \$13.98 Sale: **\$11.98**



**HO Modern Trash Cans**  
Walthers SceneMaster.  
949-4174 pkg(24)  
Reg. Price: \$12.98 Sale: **\$10.98**



**HO Roadway Guardrails**  
Walthers SceneMaster.  
949-4176 Kit - 200' 60.9m Scale Long  
Reg. Price: \$10.98 Sale: **\$8.98**



**HO Cattails**  
Walthers SceneMaster.  
949-4179 Kit pkg(60)  
Reg. Price: \$10.98 Sale: **\$8.98**



**HO Metal Fence**  
Walthers SceneMaster.  
949-4181 Kit - 48-7/8" 124.2cm Total Length  
Reg. Price: \$12.98 Sale: **\$10.98**



**HO Railroad Ties**  
Walthers SceneMaster.  
949-4182 pkg(30)  
Reg. Price: \$7.98 Sale: **\$6.98**



**HO Roadside Mail Boxes and City Mailboxes**  
Walthers SceneMaster.  
949-4184 Kit  
Reg. Price: \$15.98 Sale: **\$13.98**



**HO Parking Meters**  
Walthers SceneMaster.  
949-4189 pkg(20)  
Reg. Price: \$10.98 Sale: **\$8.98**



**HO Picnic Tables**  
Walthers SceneMaster.  
949-4190 Kit pkg(5)  
Reg. Price: \$10.98 Sale: **\$8.98**



**HO Tables and Chairs**  
Walthers SceneMaster.  
949-4191 Kit - One Each Square and Round Tables, 12 Chairs pkg(14)  
Reg. Price: \$10.98 Sale: **\$8.98**



**HO Backyard Detail Set**  
Walthers SceneMaster.  
949-4200 Kit  
Reg. Price: \$18.98 Sale: **\$15.98**



**HO Pallet Rack Kit**  
Walthers SceneMaster.  
949-4256 Kit  
Reg. Price: \$18.98 Sale: **\$15.98**



**Limited Quantity Available**  
**HO Reeds**  
Bachmann.  
160-32514 Height: 1" 2.5cm pkg(40)  
Reg. Price: \$15.50 Sale: **\$11.98**



**HO Wood Grade Crossing**  
Blair Line.  
184-165 Kit pkg(2)  
Reg. Price: \$6.00 Sale: **\$5.49**



**HO Single-Track Cut Stone Bridge Pier w/Rectangular Base**  
Chooch®.  
214-8430  
4-5/8 x 1 x 3-3/4"  
11.7 x 2.5 x 9.5cm  
214-8431  
3-3/4 x 1 x 3-1/2"  
9.5 x 2.5 x 8.9cm  
Reg. Price: \$18.98 Sale: **\$15.98**



**HO Flexible Roadway - Distressed Concrete**

Chooch®.  
214-8652 Medium  
Cracks: 11-1/2 x 3-3/4"  
29.2 x 9.5cm  
214-8653 Large Cracks:  
11-1/2 x 3-3/4"  
29.2 x 9.5cm  
Reg. Price: \$23.98 Sale: \$20.98



**HO Single-Track Concrete Tunnel Portal**

Chooch.  
214-8320  
4-1/2 x 4-13/32"  
11.4 x 8.7cm  
Reg. Price: \$15.98 Sale: \$13.98



**HO Single-Track Cut Stone Tunnel Portal**

Chooch.  
214-8340 4-1/2 x 4-1/2"  
11.4 x 11.4cm  
Reg. Price: \$15.98 Sale: \$13.98



**HO Double-Track Cut Stone Tunnel Portal**

Chooch.  
214-8350 6 x 5-1/8"  
15.2 x 13cm  
Reg. Price: \$15.98 Sale: \$13.98



**HO Single-Track Random Stone Tunnel Portal**

Chooch.  
214-8360 5 x 4-3/4"  
12.7 x 12.1cm  
Reg. Price: \$15.98 Sale: \$13.98



**HO Single-Track Cut Stone Bridge Abutment**

Chooch.  
214-8440  
3-1/4 x 3/4 x 3-1/2"  
8.3 x 1.9 x 8.9cm  
Reg. Price: \$18.98 Sale: \$15.98




**HO Double-Track Cut Stone Bridge Abutment**

Chooch.  
214-8450 Fits Central Valley Double-Track Truss Bridge  
Reg. Price: \$23.98 Sale: \$20.98



**HO Single-Track Cut Stone Tapered Abutment**

Chooch.  
214-8460  
4-3/8 x 3/4 x 3-1/2"  
11.1 x 1.9 x 8.9cm  
Reg. Price: \$18.98 Sale: \$15.98



**HO Flexible Concrete Cribbing Sheet**

Chooch.  
214-8508 Medium for HO Scale: 3-3/4 x 12"  
9.5 x 30.5cm  
Reg. Price: \$15.98 Sale: \$13.98



**HO City Sidewalk**

Smalltown USA.  
699-7000 Kit pkg(6) - Scale 10 x 40' 3 x 12.2m  
Reg. Price: \$6.95 Sale: \$5.98



**HO Pre-Wired Poles - Utility System**

Woodland Scenics.  
785-2265 Single-Crossbar  
Reg. Price: \$19.99 Sale: \$15.98  
785-2266 Double-Crossbar  
Reg. Price: \$24.99 Sale: \$19.98




**HO Assorted Crates, Barrels & Sacks - Scenic Details®**

Woodland Scenics.  
785-203 pkg(13)  
Reg. Price: \$19.99 Sale: \$15.98



**HO Grade Crossings**

Woodland Scenics.  
785-1147 Wood Plank pkg(2)  
Reg. Price: \$15.99 Sale: \$12.98




**N Picket Fence**

Walthers SceneMaster™.  
949-9001 Kit - Scale Length: 31" 78.7cm  
Reg. Price: \$12.98 Sale: \$10.98



**N Sidewalk**

Bar Mills.  
171-681 Kit - 400 Scale Feet 37.2 Square Meters  
Reg. Price: \$13.95 Sale: \$11.98



**N Single Track Concrete Tunnel Portal 2-Pack**

Chooch.  
214-9720  
2-13/32 x 2-1/2"  
6 x 6.25cm  
Reg. Price: \$15.98 Sale: \$13.98



**N Single-Track Cut Stone Tunnel Portal 2-Pack**

Chooch.  
214-9740 2-1/2 x 2-1/2"  
6.2 x 6.2cm  
Reg. Price: \$15.98 Sale: \$13.98



**N Double Track Cut Stone Tunnel Portal 2-Pack**

Chooch.  
214-9750  
3-1/2 x 3-29/32"  
8.7 x 9.7cm  
Reg. Price: \$15.98 Sale: \$13.98



**N Single-Track Random Stone Tunnel Portal 2-Pack**

Chooch.  
214-9760 2-3/4 x 2-1/2"  
7 x 6.4cm  
Reg. Price: \$15.98 Sale: \$13.98

**SO MANY PRODUCTS SO LITTLE SPACE!**  
**FIND MORE ONLINE NOW!**  
1. Go to [www.walthers.com/monthly-flyer](http://www.walthers.com/monthly-flyer)  
2. Click View Flyer Online  
3. Page through, shop, enjoy!



**N Cut Stone Rectangular Bridge Pier 2-Pack**  
Chooch®.  
214-9831  
2-1/8 x 11/16 x 2"  
5.4 x 1.7 x 5.1cm  
Reg. Price: \$18.98 Sale: **\$15.98**



**N Single-Track Cut Stone Bridge Abutment 2-Pack**  
Chooch.  
214-9840  
1-3/4 x 5/8 x 2-1/4"  
4.5 x 1.6 x 5.7cm  
Reg. Price: \$15.98 Sale: **\$13.98**



**N Double-Track Cut Stone Bridge Abutment 2-Pack**  
Chooch.  
214-9850  
2-3/4 x 5/8 x 2-1/4"  
7 x 1.6 x 5.7cm  
Reg. Price: \$20.98 Sale: **\$17.98**



**N Single Cut Stone Tapered Abutment 2-Pack**  
Chooch.  
214-9860 3 x 2.4"  
Reg. Price: \$15.98 Sale: **\$13.98**



**Single-Track Cut Stone Tunnel Portal**  
Chooch.  
214-9940 7-1/2 x 7-3/4"  
19.1 x 19.7cm  
Reg. Price: \$24.98 Sale: **\$20.98**



**Tear & Plant Meadow Mat**  
8-5/8 x 7-7/8" 22 x 20cm  
Walthers SceneMaster™.  
949-1126 Spring Meadow  
949-1127 Summer Meadow  
949-1129 Early Spring Meadow  
949-1130 Winter Meadow  
Reg. Price: \$23.98 Sale: **\$20.98**



**Plowed Field**  
Walthers SceneMaster.  
949-1132 8-5/8 x 7-7/8"  
22 x 20cm  
Reg. Price: \$26.98 Sale: **\$22.98**




**Mixed Trees with Flat Bases**  
Walthers SceneMaster.  
949-1179 pkg(25)  
Reg. Price: \$33.98 Sale: **\$28.98**



**Spring Trees w/Pin Base**  
Walthers SceneMaster.  
949-1183 3-3/8 to 5-1/2"  
8 to 14cm pkg(10)  
Reg. Price: \$31.98 Sale: **\$26.98**



**Summer Trees w/Pin Base**  
Walthers SceneMaster.  
949-1184 3-3/8 to 5-1/2"  
8 to 14cm pkg(10)  
Reg. Price: \$31.98 Sale: **\$26.98**



**Tear & Plant Tall Grass**  
Walthers SceneMaster.  
949-1222 Light Green -  
Measures 7-7/8 x 9"  
20 x 23cm  
Reg. Price: \$13.98 Sale: **\$11.98**



**Tear & Plant Meadow Grass**  
Walthers SceneMaster.  
949-1224 Light Green -  
Measures 7-7/8 x 9"  
20 x 23cm  
Reg. Price: \$13.98 Sale: **\$11.98**



**Deciduous Trees pkg(25)**  
Busch.  
189-6487 Assortment  
Reg. Price: \$72.99 Sale: **\$61.98**



**Mixed Forest Trees pkg(35)**  
Busch.  
189-6490 10 Deciduous:  
1-31/32 to 3-15/16",  
25 Pine:  
1-31/32 to 4-5/16"  
Reg. Price: \$61.99 Sale: **\$52.98**



**Flexible Random Stone Wall w/Self-Adhesive Backing**  
Chooch.  
214-8250 Small Stones -  
13 x 3-1/2" 33 x 8.9cm  
214-8252 Medium Stones -  
13 x 3-1/4" 35.6 x 8.3cm  
Reg. Price: \$15.98 Sale: **\$13.98**



**Flexible Cut Stone Wall with Self-Adhesive Backing**  
Chooch.  
214-8260 Small Stones -  
13 x 3-3/8" 33 x 8.6cm  
214-8264 Large Stones -  
13-3/4 x 3-1/2"  
34.9 x 8.9cm  
Reg. Price: \$15.98 Sale: **\$13.98**



**Random Stone Retaining Wall**  
Chooch.  
214-8302 Medium -  
7 x 3-3/8" 17.8 x 8.6cm  
Reg. Price: \$15.98 Sale: **\$13.98**



**Cut Stone Retaining Wall**  
Chooch.  
214-8310 Small -  
6-3/4 x 3-13/32"  
17.1 x 8.7cm  
214-8312 Medium -  
6-3/4 x 3-1/2"  
17.1 x 8.9cm  
214-8314 Large -  
6-3/4 x 3-1/2"  
17.1 x 8.9cm  
Reg. Price: \$15.98 Sale: **\$13.98**



**Flexible Steel Cribbing Sheet**  
Chooch.  
214-8514 Medium for  
HO Scale: 3-3/4 x 12"  
9.5 x 30.5cm  
Reg. Price: \$15.98 Sale: **\$13.98**



**Flexible Timber Retaining Wall**  
Chooch.  
214-8612 Large for HO,  
S & O Scales: 3-3/4 x 12"  
9.5 x 30.5cm  
Reg. Price: \$18.98 Sale: **\$15.98**



**Flexible Concrete Retaining Wall Sheet 2-Pack**  
Chooch.  
214-8616 Medium for  
HO Scale: 3-3/4 x 11-1/2"  
9.5 x 29.2cm  
Reg. Price: \$23.98 Sale: **\$20.98**



**Flexible Concrete Sidewalk Sheet**  
Chooch.  
214-8678 Small for HO &  
N Scales: 3-3/4 x 12"  
9.5 x 30.5cm  
Reg. Price: \$15.98 Sale: **\$13.98**

# 2026 WALTHERS MODEL RAILROAD SCHOLARSHIP

WALTHERS MODEL RAILROAD SCHOLARSHIP ALUM  
Do you have what it takes to join the ranks?



2021 Aiden Mollohan  
University of Pennsylvania



2021 John Gerdes  
Mira Costa College



2022 Michael Newman  
Clemson University



2022 William Kinzer Hurt  
Clemson University



2023 Matthew Gerber  
High Point University



2023 Leo Cooke  
Pennsylvania College  
of Technology



2024 Benjamin Heck  
University of Minnesota  
Twin Cities



2024 Dean Deis  
Moorpark College



2025 Brady Rinard  
Marietta College



2025 Massimo Ferlazzo  
Worcester Polytechnic Institute



2026 - Could this be you?



2026 - Could this be you?

## CALL FOR ENTRIES!

Wm. K. Walther's, Inc. continues to recognize the future of our hobby; the youth and young adults active in model railroading and pursuing a degree in one of the STEAM programs; Science, Technology, Engineering, Art or Math. Walther's will award two deserving young adults one \$2,500 scholarship each!

**APPLICATION DEADLINE: JULY 1, 2026**

Details at [walthers.com/scholarship](http://walthers.com/scholarship)



## HO City Water Tower - Built-ups

Walthers Cornerstone®. Landmarks for small towns, big cities and factories since the early 1900s, assembled models come pre-painted with conical roof, caged ladder, concrete base, and a set of alphabet decals.

933-2826

Assembled - Silver - 3-3/4 x 3-3/4 x 11" 9.3 x 9.3 x 27.5cm

Reg. Price: \$53.98 Sale: \$45.98



## HO City Station

Walthers Cornerstone. Serve passengers in style from this handsome brick station, typical of those found in larger cities from the 1900s to the present. The model features a covered end platform and attached baggage room. Designed for easy construction, it features plastic parts molded in colors and includes complete instructions.

933-2904 Kit -

17-5/8 x 5-7/8 x 4-3/8" 44.8 x 14.9 x 11.1cm

Reg. Price: \$62.98 Sale: \$53.98



## HO Diesel Fueling Facility

Walthers Cornerstone.

933-2908 Kit

Reg. Price: \$36.98 Sale: \$31.98



## HO Miss Bettie's Diner

Walthers Cornerstone.

933-2909 Kit -

6-5/8 x 3 x 1-5/8" 15.2 x 7.6 x 4.1cm

Reg. Price: \$41.98 Sale: \$35.98



## HO Lakeville Modern-Style Warehouse

Walthers Cornerstone. Kit features a block foundation, corrugated-metal siding and truck and freight car doors complete with dock seals. One wall section includes windows to simulate a small office.

933-2917 Kit -

12 x 19 x 4" 30.5 x 48.3 x 10.2cm

Reg. Price: \$62.98 Sale: \$53.98



## HO 130' 2-Store Diesel Engine House

Walthers Cornerstone.

933-2923 Kit

Reg. Price: \$68.98 Sale: \$58.98



## HO Wet-Dry Grain Storage Bin 2-Pack

Walthers Cornerstone. Signature structures for modern grain-handling facilities, kit builds two tall, corrugated-metal structures with simulated steel supports and crossbraces, safety cage ladders and a one-piece roof.

933-2937 Kit pkg(2) -

Each: 3-5/8 x 3-5/8 x 12" 8.6 x 8.6 x 30.5cm

Reg. Price: \$57.98 Sale: \$49.98



## HO Brick Freight Office

Walthers Cornerstone.

933-2953 Kit -

8-13/16 x 9 x 6-1/8" 22.4 x 22.9 15.6cm

Reg. Price: \$42.98 Sale: \$36.98



## HO Santa Fe Interlocking Tower

Walthers Cornerstone.

933-2983 Kit -

2-7/8 x 4-7/8 x 5-1/8" 7.3 x 12.3 x 13cm

Reg. Price: \$36.98 Sale: \$31.98



## HO Interstate Fuel & Oil

Walthers Cornerstone.

933-3006 Kit

Reg. Price: \$53.98 Sale: \$45.98



## HO 2-Store Enginehouse

Walthers Cornerstone.

933-3007 Kit -

12-3/4 x 7 x 5-1/4" 31.8 x 17.5 x 13.1cm -

Holds Locos To 11-5/8"

Reg. Price: \$52.98 Sale: \$44.98



## HO New River Mining Company

Walthers Cornerstone. The prototype was built in the early 1950s and is similar to those found in all parts of the country.

933-3017 Kit -

Main Building:

12-1/2 x 9 x 9-3/8" 31.2 x 22.5 x 23.2cm

Reg. Price: \$73.98 Sale: \$62.98



## HO Northern Light & Power Substation

Walthers Cornerstone.

933-3025 Kit -

8-1/2 x 12-1/2" 21.6 x 31.8cm

Reg. Price: \$39.98 Sale: \$33.98



## HO Car Shop

Walthers Cornerstone.

933-3040 Kit -

11-5/8 x 8-13/16 x 7-5/8" 29.5 x 22.4 x 19.4cm

Reg. Price: \$57.98 Sale: \$49.98



## Limited Quantity Available

## HO Three-Store Roundhouse

Walthers Cornerstone.

North American style kit includes all the traditional details: two-level roof, with separate clerestory windows and smokejacks, plus 23 large windows for natural lighting. It holds engines up to 13" long, typical of the power found on most lines. Stalls are spaced on 10-degree angle, requiring less approach trackage. With its modular design, the basic 3-stall kit can be enlarged up to a full circle by combining additional kits, each sold separately.

933-3041 Kit - 14 x 14-1/4 x 4-11/16" 35.6 x 36.2 x 11.9cm

Reg. Price: \$62.98 Sale: \$53.98



## HO Coal Flood Loader

Walthers Cornerstone.

933-3051 Kit -

4 x 6 x 11" 10.2 x 15.2 x 27.9cm

Reg. Price: \$47.98 Sale: \$40.98



## HO Union Station

Walthers Cornerstone.

Realistic architectural trim, detailed roof with skylights, nonworking clock and colorful decals.

933-3094 Kit -

19-3/4 x 8-1/4 x 7" 49.3 x 20.6 x 17.5cm

Reg. Price: \$93.98 Sale: \$79.98



### HO Operating Single-Track Railroad Bascule Bridge

Walthers Cornerstone®. One of the most popular prototype bridge designs crossing busy waterways, working model is complete with detailed parts, low-speed motor and complete instructions. 933-3070 Kit - 33-1/2 x 3 x 11" 83.7 x 7.5 x 27.5cm  
Reg. Price: \$114.98  
Sale: **\$97.98**



### HO Al's Victory Service

Walthers Cornerstone. 933-3072 Kit - 4 x 6 x 2-1/16" 10 x 15 x 5.8cm  
Reg. Price: \$36.98  
Sale: **\$31.98**



### HO Valley Growers Association Steel Grain Elevator

Walthers Cornerstone. With its colorful signs and period styling, this corrugated-metal elevator is perfect for your any HO layout from the 1920s to today. The kit includes the main elevator, plus a wood storage bin and wooden office, all with realistic wall textures. Separate doors and windows add to realism, along with colorful decals for several grain companies. 933-3096 Kit  
Reg. Price: \$57.98  
Sale: **\$49.98**



### HO Heritage Furniture Background Building

Walthers Cornerstone. 933-3164 Kit - Back Wall: 11-3/8 x 4-3/4 x 8-15/16" 28.4 x 11.8 x 22.3cm  
Reg. Price: \$42.98  
Sale: **\$36.98**



### HO Valley Cement Plant

Walthers Cornerstone. Includes material storage building, processing structures, silos, smokestack covered conveyors and more. 933-3098 Kit - Overall Complex Measures: 40-1/2 x 23-1/4 x 11.5" 102.8 x 59 x 29.2cm  
Reg. Price: \$126.98  
Sale: **\$108.98**



### HO Commissary/Freight Transfer Background Building

Walthers Cornerstone. 933-3173 Kit - 12-5/8 x 3-1/4 x 6-1/8" 32 x 8.2 x 15.5cm  
Reg. Price: \$41.98  
Sale: **\$35.98**



### HO Parkview Terrace Background Building

Walthers Cornerstone. 933-3177 Kit - 7-3/4 x 2-3/16 x 6" 19.7 x 5.6 x 15.2cm  
Reg. Price: \$47.98  
Sale: **\$40.98**



### HO Cinder Conveyor & Ash Pit

Walthers Cornerstone. 933-3181 Kit  
Reg. Price: \$36.98  
Sale: **\$31.98**



### HO Imperial Food Products Background Building

Walthers Cornerstone. 933-3184 Kit - 6-1/4 x 3-1/4 x 7-1/2" 15.9 x 8.3 x 19cm  
Reg. Price: \$37.98  
Sale: **\$31.98**



### HO Single-Track Railroad Truss Bridge

Walthers Cornerstone. 933-3185 Kit - 20 x 3-1/4 x 5" 50 x 8.1 x 12.5cm  
Reg. Price: \$37.98  
Sale: **\$31.98**



### HO Bud's Trucking Company Background Building

Walthers Cornerstone. 933-3192 Kit - 19 x 1-1/8 x 4" 48.2 x 2.8 x 10.1cm  
Reg. Price: \$41.98  
Sale: **\$35.98**



### HO Van Dyke Farm Windmill

Walthers Cornerstone. 933-3198 Kit pkg(2) - 1-5/8 x 1-5/8 x 8-3/4" 4.1 x 4.1 x 22.2cm  
Reg. Price: \$29.98  
Sale: **\$25.98**



### HO Concrete-Style Silo

Walthers Cornerstone. 933-3332 Kit - 1-5/8 x 5-1/2" 42 x 14.2cm  
Reg. Price: \$20.98  
Sale: **\$17.98**



### HO Antiques Barn

Walthers Cornerstone. 933-3339 Kit - 7 x 4-1/2 x 4-9/16" 18 x 11.5 x 11.5cm  
Reg. Price: \$41.98  
Sale: **\$35.98**



### HO Modern Diesel Service Fueling Facility

Walthers Cornerstone. 933-4161 Kit - 10 x 20-5/8 x 4-3/8" (Over Lights) 25.4 x 52.3 x 11.1cm  
Reg. Price: \$39.98  
Sale: **\$33.98**



### HO Conveyors with Transfer House

Walthers Cornerstone. 933-4171 Kit - 3-11/6 x 20-1/8 x 13-1/8" 95.7 x 51.1 x 33.3cm (With Conveyors)  
Reg. Price: \$37.98  
Sale: **\$31.98**



### HO Transload Facility Safety System - Transload Facility

Walthers Cornerstone. 933-4185 Kit  
Reg. Price: \$26.98  
Sale: **\$22.98**



### HO Walthers Water Street Building

Walthers Cornerstone. 933-4203 Kit - 7-3/4 x 4-3/4 x 7-1/8" 19.4 x 11.9 x 17.8cm  
Reg. Price: \$42.98  
Sale: **\$36.98**



## HO 50' Single-Track Railroad Through Girder Bridge

Walthers Cornerstone®.  
933-4501 Kit -  
6-15/16 x 2-3/8 x 1-3/32"  
17.6 x 6 x 2.7cm  
Reg. Price: \$23.98 Sale: **\$20.98**



## HO 70' Single-Track Railroad Through Girder Bridge

Walthers Cornerstone.  
933-4502 Kit -  
9-3/4 x 2-3/8 x 1-5/16"  
24.7 x 6 x 3.3cm  
Reg. Price: \$29.98 Sale: **\$25.98**



## HO 50' Single-Track Railroad Deck Girder Bridge

Walthers Cornerstone.  
933-4506 Kit -  
6-7/8 x 1-3/16 x 1-3/16"  
17.4 x 3.0 x 3.0cm  
Reg. Price: \$22.98 Sale: **\$19.98**



## HO 97' Subdivided Warren Truss Bridge - Single-Track

Walthers Cornerstone.  
933-4511 Kit -  
13-1/2 x 3-1/4 x 5-1/2"  
34.2 x 8.2 x 13.9cm  
Reg. Price: \$41.98 Sale: **\$35.98**



## HO 109' Single-Track Pratt Deck Truss Railroad Bridge

Walthers Cornerstone.  
933-4520 Kit -  
15 x 2-5/8 x 3-1/8"  
38.1 x 6.6 x 7.9cm  
Reg. Price: \$56.98 Sale: **\$48.98**



## HO Double-Track Arched Pratt Truss Railroad Bridge

Walthers Cornerstone.  
Features simulated steel construction with detailed girders, lattice work and rivets.  
933-4522 Kit -  
23 x 5 x 5-1/4"  
58.4 x 12.7 x 13.3cm  
Reg. Price: \$74.98 Sale: **\$63.98**



HO Windmill - Built-&-Ready® Landmark Structures®  
Woodland Scenics.  
785-5043 Assembled -  
3-5/8 x 1-3/4"  
9.2 x 4.44cm  
Reg. Price: \$25.99 Sale: **\$20.98**



HO Kids Clubhouse - Built-&-Ready Landmark Structure  
Woodland Scenics.  
785-5072 Assembled -  
1-1/4 x 1-5/16 x 1-3/16"  
3.17 x 3.33 x 3.01cm  
Reg. Price: \$29.99 Sale: **\$23.98**



HO People with Dogs  
Walthers SceneMaster™.  
949-6082 4 of Each with 1 Garbage Can pkg(8)  
Reg. Price: \$20.98 Sale: **\$17.98**



HO Mothers with Children  
Walthers SceneMaster.  
949-6083 2 Moms,  
2 Kids, 2 Strollers  
Reg. Price: \$20.98 Sale: **\$17.98**



N GE AC4400CW Low Numberboards - Standard DC  
Kato. Features all new motor and mechanism design, directional LED headlights and body mounted Kato magnetic knuckle couplers.  
381-1767045 KCS de Mexico #4554 (gray, red, yellow)  
Reg. Price: \$143.00  
Sale: **\$115.98**



N Dansbury Depot - Built-&-Ready Landmark Structures  
Woodland Scenics.  
Features intricate door and window styling and comes with benches, train signal luggage cart and more.  
785-4928 Assembled -  
4-1/16 x 2-13/16"  
10.3 x 7.1cm  
Reg. Price: \$87.49 Sale: **\$70.98**



N Substation  
Woodland Scenics. Use Single Crossbar Pre-Wired Poles to simulate the power connection from this hand-painted, detailed structure to every building on a layout. Features include insulators, cables, a circuit breaker and a detached control building. Pair with Chain Link Fence (sold separately) for further realism.  
785-2253 Assembled -  
3-5/8 x 2-5/8 x 2-3/8"  
8.6 x 6.7 x 6cm  
Reg. Price: \$69.99 Sale: **\$56.98**



Flexible Concrete Sidewalk Details  
Chooch®.  
214-8681 Medium for HO Scale (Matches #214-8680)  
Reg. Price: \$15.98 Sale: **\$13.98**



Flexible Block Wall Sheet  
Chooch.  
214-8528 Large for HO, S & O Scales  
Reg. Price: \$15.98 Sale: **\$13.98**



Fine Leaf Foliage™ - 75 Cu. In. 1.2 Cu. m.  
Woodland Scenics.  
785-1132 Light Green  
Reg. Price: \$22.99 Sale: **\$18.98**



Fine Turf - Shaker - 32oz 907g  
Woodland Scenics.  
785-1342 Earth  
785-1343 Yellow Grass  
785-1344 Burnt Grass  
785-1345 Green Grass  
785-1346 Weeds  
Reg. Price: \$12.99 Sale: **\$10.98**



Water Effects™  
Woodland Scenics.  
785-1212 8oz 237mL  
Reg. Price: \$19.99 Sale: **\$15.98**





**Smooth-It™ - SubTerrain System**

Woodland Scenics.  
785-1452 1qt 946mL  
Reg. Price: \$10.99 Sale: **\$8.99**



**Hedge Row - Woodland Classics™ Ready Made Trees™**

Woodland Scenics.  
785-3581 7-3/4 x 1 to 2"  
19.6 x 2.5 to 5cm  
Reg. Price: \$27.99 Sale: **\$22.98**



**Hedge Row - Woodland Classics Ready Made Trees**

Woodland Scenics.  
785-3582 8-1/4 x 1 to 4"  
20.9 x 2.5 to 10.1cm  
Reg. Price: \$29.99 Sale: **\$23.98**



**Blended Turf Shaker - 32oz 907g**

Woodland Scenics.  
785-1349 Green Blend  
785-1350 Earth Blend  
Reg. Price: \$12.99 Sale: **\$10.98**



**Coarse Turf Shaker - 32oz 907g**

Woodland Scenics.  
785-1362 Burnt Grass  
785-1363 Light Green  
785-1364 Medium Green  
Reg. Price: \$12.99 Sale: **\$10.98**



**Fine Ballast Shaker - 32oz 907g**

Woodland Scenics.  
785-1372 Brown  
785-1374 Light Gray  
785-1375 Gray  
785-1376 Cinders  
785-1393 Gray Blend  
Reg. Price: \$14.99 Sale: **\$11.98**



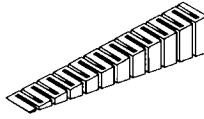
**Medium Ballast Shaker - 32oz 907g**

Woodland Scenics.  
785-1379 Brown  
785-1381 Light Gray  
785-1382 Gray  
785-1383 Cinders  
785-1394 Gray Blend  
Reg. Price: \$14.99 Sale: **\$11.98**



**Coarse Ballast Shaker - 32oz 907g**

Woodland Scenics.  
785-1395 Gray Blend  
Reg. Price: \$14.99 Sale: **\$11.98**



**Incline Set - SubTerrain System**

Woodland Scenics.  
785-1410 2% Grade  
8-24" 61cm Section  
pkg(8)  
Reg. Price: \$24.99 Sale: **\$19.98**  
785-1411 4% Grade 4 - 24" 61cm Section pkg(4)  
Reg. Price: \$19.99 Sale: **\$15.98**



**Coniferous Tree Pack - Ready Made Trees™**

Woodland Scenics.  
785-1581 4 to 6"  
10.2 to 15.2cm pkg(24)  
Reg. Price: \$39.99 Sale: **\$31.98**



**Deep Pour Water™ - Water System - 12oz 355mL**

Woodland Scenics.  
785-4510 Clear  
785-4511 Murky  
Reg. Price: \$36.99 Sale: **\$29.98**



**Narrow Roll Plaster Cloth**

Woodland Scenics.  
785-1191 4" x 15'  
5 Sq Ft 10.1cm x 4.6m  
464 Sq Cm  
Reg. Price: \$5.99 Sale: **\$5.25**



**Triple Roll Plaster Cloth**

Woodland Scenics.  
785-1192 8" x 45"  
30 Sq Ft 20.3 x 114cm  
278 Sq Cm pkg(3)  
Reg. Price: \$29.99 Sale: **\$23.98**



**Plaster Cloth Sheets**

Woodland Scenics.  
785-1193 8" x 12"  
19-13/16 Sq Ft  
20.3 x 30.4cm,  
183 Sq Cm pkg(30)  
Reg. Price: \$24.99 Sale: **\$19.98**



**Static King™ Applicator - Field System**

Woodland Scenics.  
Applicator makes it easy to model large grassy areas and ensures Static Grass fibers stand vertically. Ergonomic design can be placed upside down for easy filling and includes different sieve sizes for use with 2-12mm long grass (sold separately), and a divider let's you apply multiple colors and sizes at the same time.  
785-639  
Reg. Price: \$109.99  
Sale: **\$88.98**



**Plaster Cloth Roll**

Woodland Scenics.  
785-1203 8" x 15'  
10 Sq Ft 20.3cm x 4.6m  
.9 Sq M  
Reg. Price: \$11.99 Sale: **\$9.98**



**Lightweight Hydrocal**

Woodland Scenics.  
785-1201 Dry -  
1/2-Gallon 1.89L  
Reg. Price: \$14.99 Sale: **\$11.98**

Your Participating Walthers® Dealer



# WALTHERSPROTO®

## NEW HO WalthersProto 89' Greenbrier TTX 110-Ton Flatcar

920-104622 through 920-104639

- One time run of these roadnumbers, order now - LIMITED QUANTITY AVAILABLE!
- Dual tie-down chain channels on deck
- Positionable, covered prototype pedestals match prototype equipment - hauls two 40' or four 20' containers (available separately)
- Separately applied nonworking cable straps and strap brackets
- Wire grab irons
- Highly detailed underframe w/full, separately-applied brake rods and piping
- Heavily weighted for outstanding performance loaded or empty
- Correct 36" RP-25 turned metal wheelsets
- 100-ton roller bearing trucks
- Proto MAX™ magnetic metal knuckle couplers
- Minimum radius: 24"



**NOW IN STOCK!  
ORDER TODAY!**



Each flatcar features a detailed underbody, dual chain channels on deck and positionable container pedestals.

**Available Roadnames:**

Arkansas-Oklahoma Railroad, Lake Michigan & Indiana Railroad, TTX Company (TPDX), TTX Company (TPOX Military Use Only), TTX Company (XTTX, Wind Turbine Service)