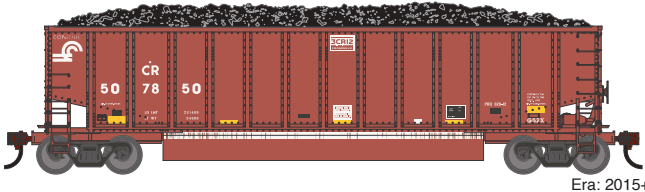




Orders Due: 07.25.25

ETA: DECEMBER 2026

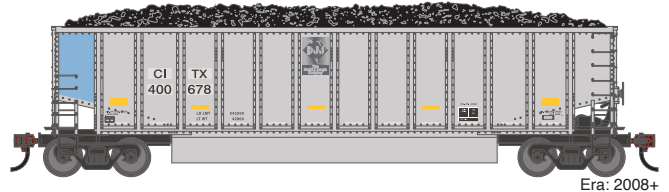
Norfolk Southern / CR



Era: 2015+

ATH-2928 CR #507850 / 507858 / 507867 / 507875 / 507884

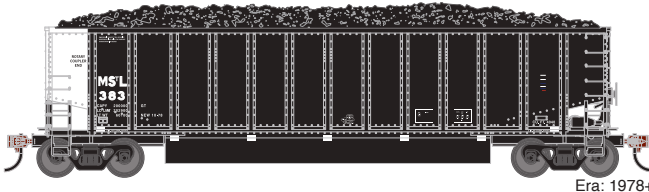
CIT Group (Ex-DJJX)



Era: 2008+

ATH-2929 CITX #400678/400680/400683/400685/400687

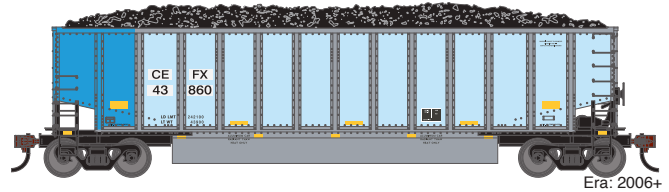
Minneapolis & St. Louis



Era: 1978+

ATH-2930 MSTL #383/388/392/397/402

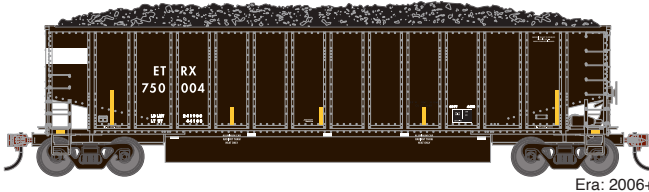
CIT Group



Era: 2006+

ATH-2931 CEFX #43860/43867/43874/43880/43887

Entergy Corporation



Era: 2006+

ATH-2932 ETRX #750004/750046/750063/750100/750837

PROTOTYPE AND BACKGROUND INFO:

The Coalporter was developed in an effort to create a higher-capacity, more efficient coal car. Built by Bethlehem Steel's Johnstown American Corporation, the BethGon features all-aluminum construction and a unique trough-style bottom for added carrying capacity.

This 'Bathtub' design increased the cubic capacity of the car and gave the added advantage of a lower center of gravity for better tracking. Coalporters generally operate in solid unit trains. One end of each car is equipped with a rotary coupler, to allow a train to be fed through a rotary unloader without uncoupling the cars.

MODEL FEATURES:

- Separately applied brake wheel
- Multiple road numbers
- Removable coal load
- 36" machined metal wheels and RP25 contours
- Operates on Code 40, 55 and 80 rail
- Screw-mounted 100 ton roller bearing trucks
- Weighted for optimum performance
- Body-mounted McHenry® operating scale knuckle couplers
- Highly detailed, injection molded body
- Painted and printed for realistic decoration
- Minimum radius: 9 3/4"



PRIMED FOR GRIME MODELS FEATURE

- Duplicated look and feel of "In Service" equipment
- Faded base colors matched to the prototype
- Perfect starting point for adding grime and rust

PRIME FOR GRIME \$264.99 5-PACK
\$249.99 5-PACK

*Items listed are subject to cancellation if pre-order minimum production quantities are not met.

VISIT Your Local Retailer

CLICK Athearn.com

CALL 1.800.338.4639

Athearn